


Name _____

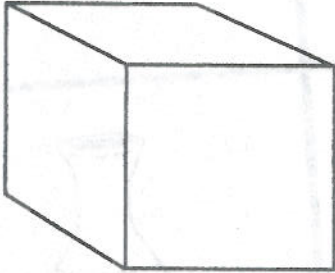


1.



c u t e

2.



c b

3.



d k

4.



t n

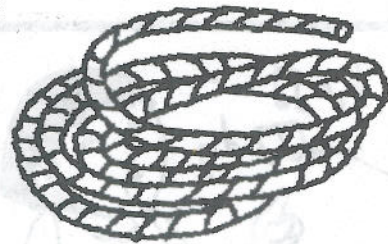
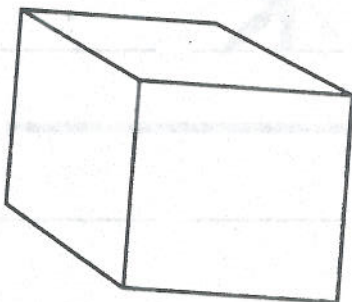
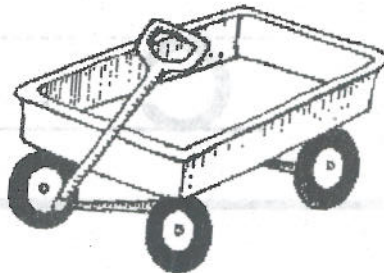

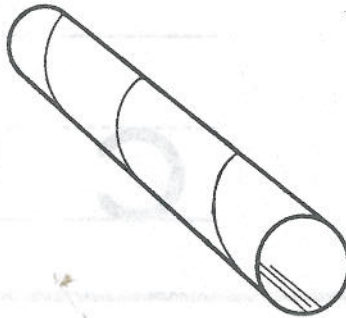

Copyright © McGraw-Hill Education

Phonics: /ū/u_e

Say each picture name. Then write the letters that stand for long *u* in each picture name.



Name _____



Phonemic Awareness: /ū/
Say the name of each picture. Put a marker on each picture if its name has the /ū/ sound.

Copyright © McGraw-Hill Education

Name _____

I can find the word

this

this

see

this

the

this

that

this

this

the

this

these

the

this

it

this

the

this

this

his

the

this

the

his

the

this

this

the

this

this

this

his

this

the

that

my

has

hand

this

a

this

is

this

see

this

the

this

this

this

that

this

the

this

had

this

the

he

this

had

this

his

this

the

this

this

this

the

this


this


Sight Word Reading Rebus

this
what

Read the sentences. Point to each word as you read:

What is that?

Do you see this  ?

This is my .

What do you like to do?

This is my  and this is my



Name _____

I can find the word

what

what

what
went

what
when

want

was

what

when

what

saw

what

watch

with

what

what
the

what

what
what

and

what

what
were

with

was

what

what

work
his

wag

where

what

a
what

what

what
this

what

what

what
what

was

what
and

what

and
what
witch
what

all
what

what

work
and

what

what

what


what

Sight Word Reading Rebus

this
what


Read the sentences. Point to each word as you read:

What is that?

Do you see this  ?

This is my .

What do you like to do?

This is my  and this is my



Name _____

Identify, Name, and Describe Cylinders

Essential Question How can you identify, name, and describe cylinders?



Geometry—K.G.A.2

MATHEMATICAL PRACTICES
MP2, MP5, MP6

Listen and Draw



cylinder

not a cylinder

DIRECTIONS Place three-dimensional shapes on the page. Identify and name the cylinder. Sort the shapes on the sorting mat. Describe the cylinder. Match a picture of each shape to the shapes on the sorting mat. Glue the shape pictures on the sorting mat.

Share and Show


1

cylinder



flat surface
curved surface

2



flat surfaces

DIRECTIONS 1. Look at the cylinder. Circle the words that describe a cylinder.
2. Use a cylinder to count how many flat surfaces. Write the number.

3




DIRECTIONS 3. Identify the objects that are shaped like a cylinder. Mark an X on those objects.

Problem Solving • Applications **Real World**



WRITE Math

4



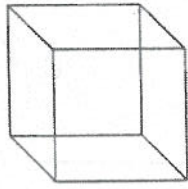
5

DIRECTIONS 4. I have 2 flat surfaces. Which shape am I? Mark an X on that shape. 5. Draw to show what you know about a real object that is shaped like a cylinder.




HOME ACTIVITY • Have your child identify and describe an object in the house that is shaped like a cylinder.

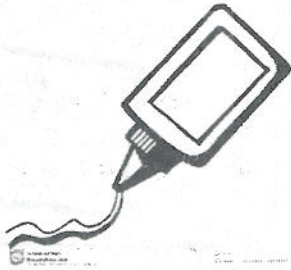
Name _____




glue



cube



tune



mule

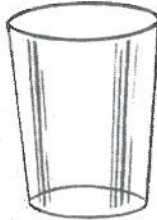
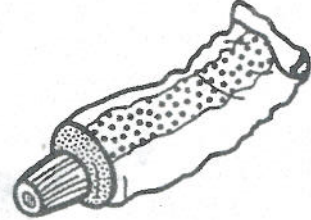
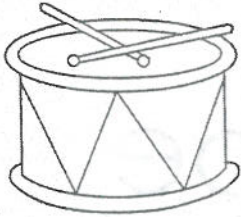


blue



tube

Color the Long U pictures



Write a sentence about a long U picture.

Name: _____

Color the spaces with the word "what" BLUE.

Optional: Color the spaces with other words any other color.

The grid contains the following words in various orientations and shapes:

- Top row: hat, what, win, we
- Second row: what, what, white
- Third row: hat, with, hat
- Fourth row: win, what, white
- Fifth row: white, with, hat, we, what, with
- Sixth row: we, what, what, win
- Seventh row: what, what, white
- Eighth row: with, we, white, what, hat
- Ninth row: win, hat, what, hat
- Tenth row: with, what, with

Sight Word Reading Rebus

this
what

Read the sentences. Point to each word as you read:

What is that?

Do you see this  ?

This is my .

What do you like to do?

This is my  and this is my




Sight Word Reading Rebus

this
what

Read the sentences. Point to each word as you read:

What is that?

Do you see this  ?

This is my .

What do you like to do?

This is my  and this is my



Name _____

Cut and Sort

u_e

short u

mug

tune

fuse

run

mule

flute

fun

cute

Read the word. Draw the picture.

cut	cute
fuss	fuse
U	you

run	fuse	tune	mud
cute	fun	flute	apple

Name _____

Identify, Name, and Describe Cones

Essential Question How can you identify, name, and describe cones?



Geometry—K.G.A.2


MATHEMATICAL PRACTICES
MP2, MP5, MP6

Listen and Draw



cone

not a cone



DIRECTIONS Place three-dimensional shapes on the page. Identify and name the cone. Sort the shapes on the sorting mat. Describe the cone. Match a picture of each shape to the shapes on the sorting mat. Glue the shape pictures on the sorting mat.

Share and Show



cone




flat surface
curved surface



flat surface

DIRECTIONS 1. Look at the cone. Circle the words that describe a cone. 2. Use a cone to count how many flat surfaces. Write the number.

3



DIRECTIONS 3. Identify the objects that are shaped like a cone. Mark an X on those objects.



HOME ACTIVITY • Have your child identify and describe an object in the house that is shaped like a cone.


✓ Mid-Chapter Checkpoint



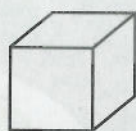
Personal Math Trainer
Online Assessment
and Intervention

Concepts and Skills

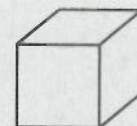
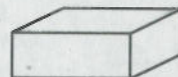
1



2

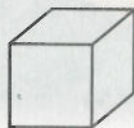


3



4

THINK SMARTER



DIRECTIONS 1. Mark an X on the object that is shaped like a cylinder. (K.G.A.2)
2. Color the sphere. (K.G.A.2) 3. Color the cube. (K.G.A.2) 4. Draw lines to match the objects to their shapes. (K.G.A.2)

Name _____

what

Sight Word Practice

Rainbow Writing:

what

Speed Writing:


Handwriting practice lines consisting of four sets of horizontal lines. Each set includes a solid top line, a dashed midline, and a solid bottom line.

Sight Word Reading Rebus

this
what

Read the sentences. Point to each word as you read:

What is that?

Do you see this  ?

This is my



What do you like to do?

This is my



and this is my



