

New to this Packet

Fluency Passage –

This is a reading passage based on your child's skill level. Please read the passage every day to build fluency in reading and automaticity in sounding out words and recognizing sight words. Some passages have a timing chart at the bottom. Please read through the entire story before you do the one-minute timing.

Phonics- Must do/May do

We are reviewing phonics skills. We have learned all the letter sounds, the long vowel sounds with a silent e and the digraph sounds. We are practicing sounding out and blending simple words. There are two pages or sides to the phonics practice. The short vowel page is a must do. The long vowel is a challenge page and is a may do or challenge page.

Sight Words –

The decodable book is a great way to practice sight words in text and become a fluent reader. However, because we are reading the fluency passage everyday, it may be overwhelming to also read the decodable as well. The decodable book Who Can Help? can be skipped if needed.

Math –

We have finished our math program and are reviewing math skills to be ready for first grade. There is a practice page and a homework page.

Monday (week of April 20 - 24)

□ Everyday please log on to google classroom to hear messages from your teacher.

The activities in both columns are similar. If you do one in the first column you don't have to do the second column or vice versa. But if you want to do both, feel free.

Do this:	OR Do this:
<p>Fluency Story Read the sounds, decodable words, sight words and story every day. If you have a timing at the bottom, time yourself after you have read the entire story.</p>	<p>Online Phonics: Nearpod Phonics practice as an assignment on google classroom.</p>
<p>Phonics - Must do: I can Read words - CVC page. May do: Color by sound sh/th</p>	<p>Online sight words: Do the sight word activity in the google classroom for the word help. Optional: Read the decodable: <u>Who Can Help?</u></p>
<p>Math review: Chapter 11/12 test. Read the instructions and have your student respond by themselves. This is a test. Do the Homework page.</p>	<p>Math Online: Do the Math Chapter 11/12 test on Nearpod. Do the homework review page.</p>
<p>Writing: Write about something that smells good OR choose a topic to draw and write about. CHALLENGE Write 2 sentences about your topic. Share at least one writing assignments this week on the Flipgrid videos.</p>	<p>Writing Online: Print off a writing page from the website. Write about something that smells good OR choose a topic to draw and write about. CHALLENGE Write 2 sentences about your topic. Share at least one writing assignments this week on the Flipgrid videos.</p>
<p>10 Minutes of ST Math 10 Minutes of Lexia</p>	<p>20 Minutes of ST Math</p>

Practice the sounds.

o p t a

i n c m

Read the words.

top Tom Nan

Practice the sight words.

see I on

can not

Read the story.

Tom on Top

I see Tom on top.

5

Nan can not see Tom.

10

Tom can not see Nan.

15



Practice the sounds.

ck

b

u

s

i

u

d

p

Read the words.

up

cub

duck

fun

pup

run

Practice the sight words.

is

can

the

for

in

have

Read the story.

Sun Fun

See the duck.

3

Duck can go up.

7



Pup is fun.

10

A pup can run.

14



Cat can nap.

17

A cat can lick it.

22



Cub is fit.

25

A cub can run in the sun.

32



Kid can have fun.

36

A kid can hop for fun.

42



1. Read the entire story.
2. Time your reading for 1 minute.
3. Record correct words per minute.

Mon.	Tues.	Wed.	Thurs.

Name _____

Read the words.

bake cake came
 gate gave Jake
 late save make

Practice the sight words.

this too had
 said help for

Read the story.

Jake Made Cake

Jake said, "Dad, can I help?" 6
 I can bake cake for Pop!" 12
 Dad said, "Yes, Jake. 16
 You can make it." 20

Jake said, "Mom, can I take this?" 27
 Mom said, "Yes, Jake. 31
 Save the box." 34

Jake made a cake box. 39
 Jake made it red, too. 44
 I had a name on it. 50
 Jake had POP on it. 55


Pop came late. 58
 Pop came in the gate. 63
 Jake ran to Pop. 67
 Jake gave pop cake. 71

Jake said, "i made cake!" 76
 Jake and Pop ate cake. Yum! 82

1. Read the entire story.
2. Time your reading for 1 minute.
3. Record correct words per minute.

Mon.	Tues.	Wed.	Thurs.

Name _____



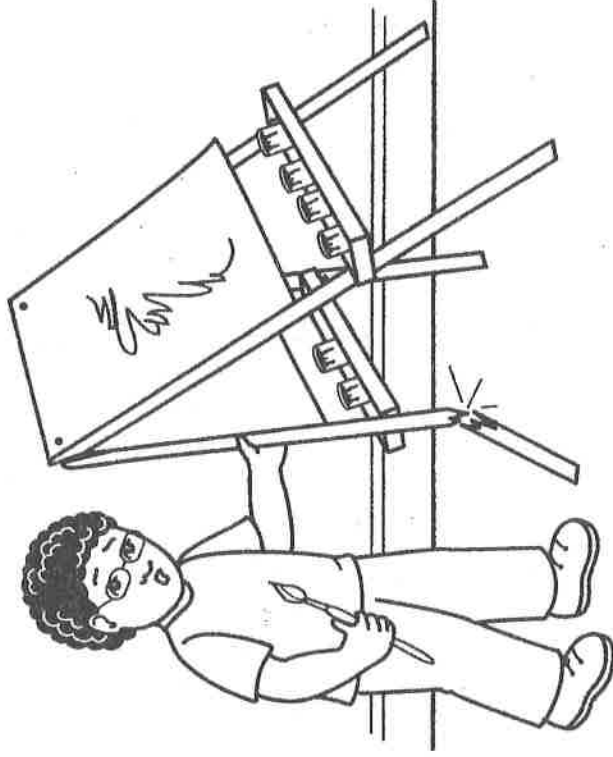
Copyright © McGraw-Hill Education

Sam is good at this.

He can help mop.


High Frequency Words: *who, good*
Read the book aloud to a partner. Reread for fluency.

Who Can Help?



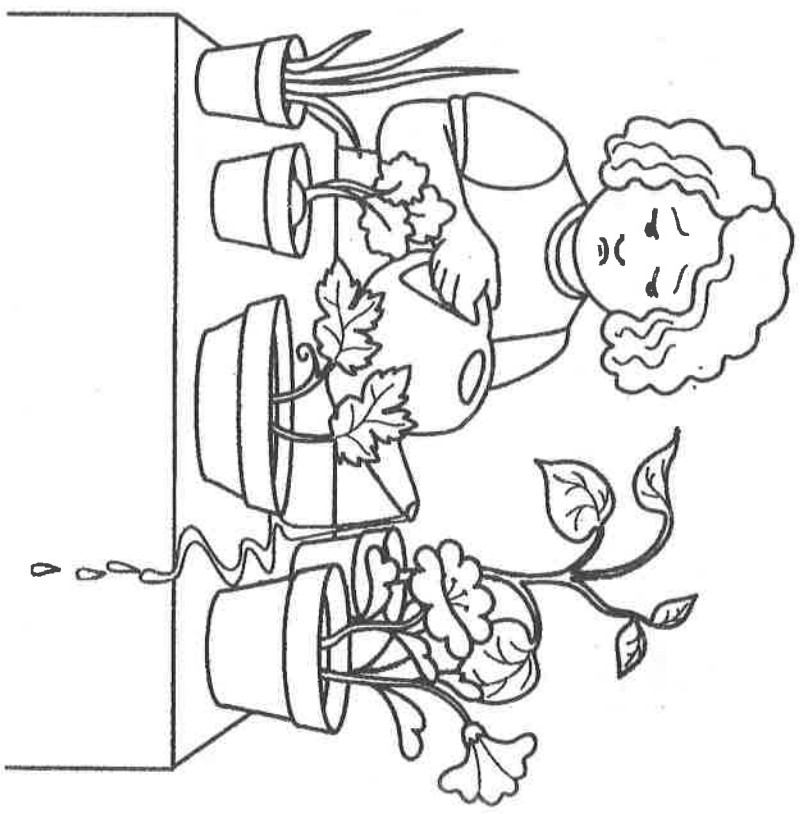
This is not good!

Who can I get to help?



Deb can help me fix it.

She is good at this.



This is not good.


Who can help mop?

Name: _____


I Can Read Words




Directions: Say the name for each picture.
Circle the word that matches the picture. Color the pictures.



pin pig



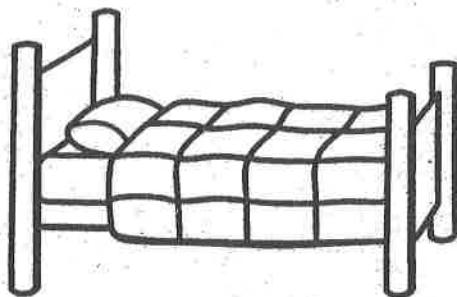
map mop



pen pet




wag wet



bet bed



hit hip



hut hen



hut hug



fog fox




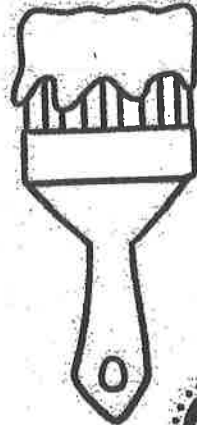





Name _____

COLOR by SOUND

sh



th



Name _____

I can find the word

who

who

who

who

who

when

see

who

who

who

and

who

we

who

won

who

were

where

saw

read

was

who

his

who

when

who

saw

who

who

his

wag

where

what

war

who

who

a

who

who

work

and

who

see

who

this

which

who

what

who

is

as

the

who

who

and

who

who

the

who

all

who

and

what

witch

who

who

work

who

and

who

who

who

who

work

Sight Word Reading Rebus

who
good

Read the sentences. Point to each word as you read:

“Who is that?” I said.


“That is my little  . She is

good at  .” He said.

“I am good at  too!” I said.

“We can play a game of 



at the







with my 





he said.”





Name _____



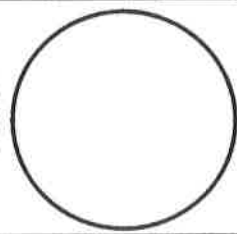

 who who who
 _____

 who  


 how who down who how who
what who was who with who no


   

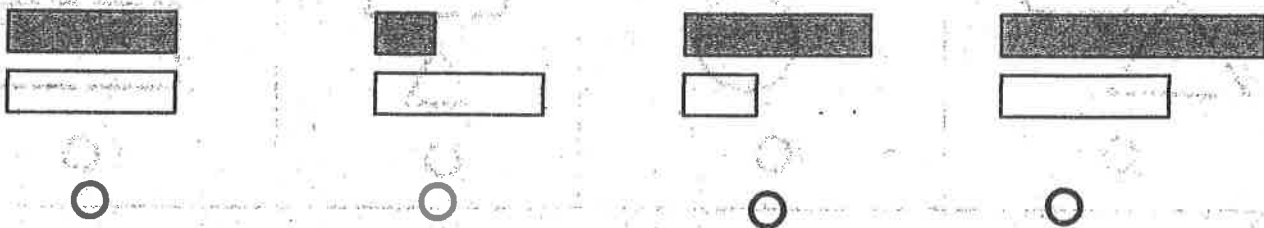
1. Mark under the set that shows the gray cube tower is taller than the white cube tower.



2. Mark under the set that shows the gray cube tower is shorter than the white cube tower.



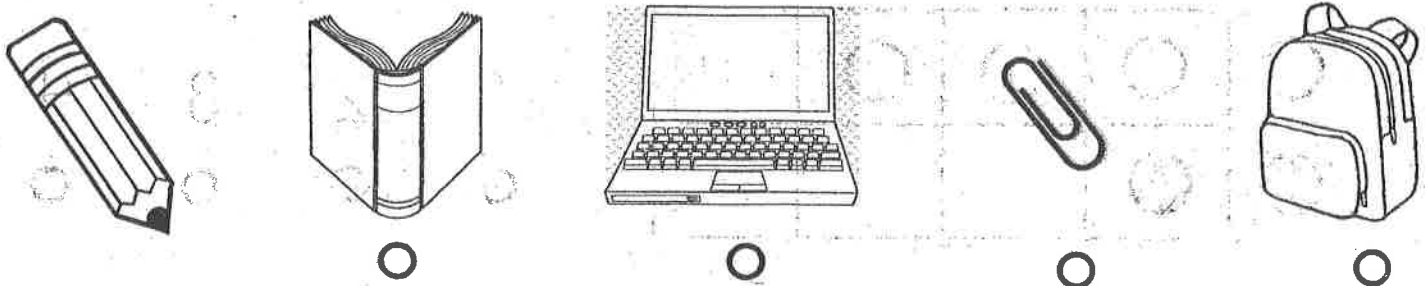
3. Mark under the set that shows the white rectangle is longer than the gray rectangle.



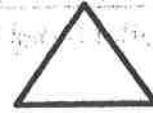


4. Mark under the shape that is heavier than the fork.






5. Mark under the shape that is lighter than the pencil.



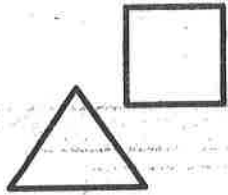
6. Look at the shapes at the beginning of the row. Mark under the shape that belongs in that set.




7. Look at the shapes at the beginning of the row. Mark under the shape that belongs in that set.



8. Mark under the set that are sorted by size.



9. Look at the graph. Mark under the number that shows how many squares there are.



1

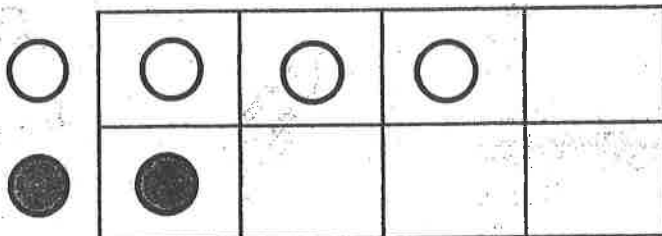
2

3

4



10. Look at the graph. How many gray counters are on the graph.



1

2

3

4



Name _____

Solve the addition problem.

$6-4=$	$7-2=$
--------	--------



Write the missing numbers:

		3			6			9	
11			14			17			

Name _____

Large empty rectangular box for drawing or writing.

Four sets of handwriting practice lines, each consisting of a solid top line, a dashed middle line, and a solid bottom line.

<p>Uppercase Letter</p> <p>↓</p> <p>The cat is big.</p>	<p>Punctuation</p> <p>? . !</p>	<p>Finger Spaces</p> <p>The cat is big.</p> 	<p>Neat Handwriting</p> <p>the</p>	<p>Sentence Makes Sense</p> 
---	---------------------------------	---	------------------------------------	---

Tuesday

☐ Everyday please log on to google classroom to hear messages from your teacher.

The activities in both columns are similar. If you do one in the first column you don't have to do the second column or vice versa. But if you want to do both, feel free.

Do this:		OR Do this:	
<p>Fluency Story Read the sounds, decodable words, sight words and story every day. If you have a timing at the bottom, time yourself after you have read the entire story.</p>		<p>Online Phonics: Nearpod Phonics practice as an assignment on google classroom.</p>	
<p>Phonics - Must do: Beginning and Ending Sounds- CVC page. May do: Silent E Words</p>		<p>Online sight words: Do the sight word activity in the google classroom for the word help. Optional: Read the decodable: <u>Who Can Help?</u></p>	
<p>Sight Words: Do the sight word page(s) for where and read the sentences. Practice sight word flash cards. Optional: Read the decodable: <u>Who Can Help?</u></p>		<p>Math Online: Counting and subtracting page on Nearpod. Do the homework review page.</p>	
<p>Math review: Sunny Ten Frames - cut and paste the number. Summer Subtraction word problems. Do the Homework page.</p>		<p>Writing Online: Print off a writing page from the website. Write about something that sounds good OR choose a topic to draw and write about. CHALLENGE Write 2 sentences about your topic. Share at least one writing assignments this week on the Flipgrid videos.</p>	
<p>10 Minutes of ST Math 10 Minutes of Lexia</p>		<p>20 Minutes of Lexia</p>	

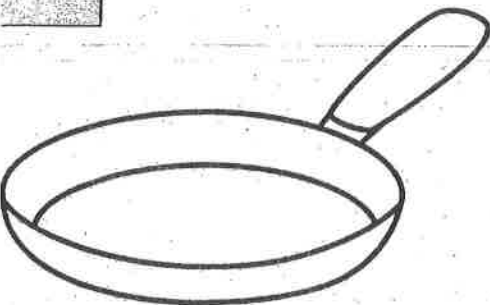
Name: _____

Beginning and Ending Sounds

Directions: Look at each picture and say the name for each picture.


Write the beginning and ending sound in each word

1.



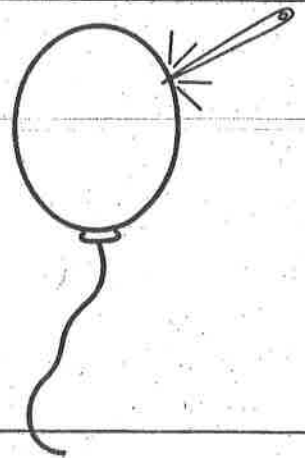
p a n

2.



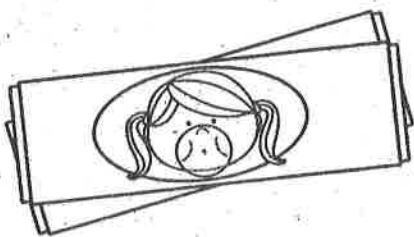
e

3.



o

4.



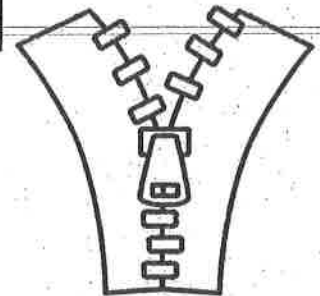
u

5.



a

6.



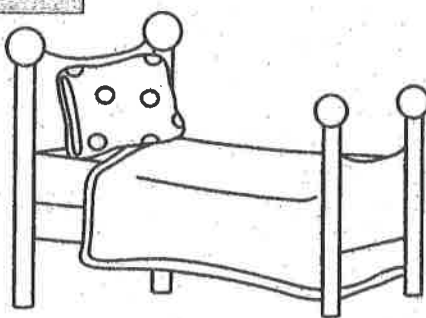
i

7.



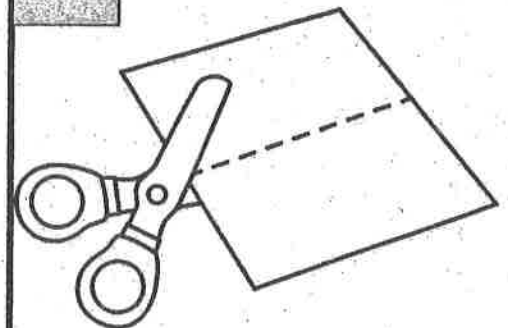
e

8.



e

9.



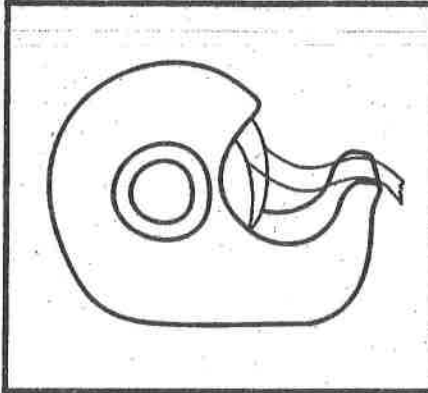





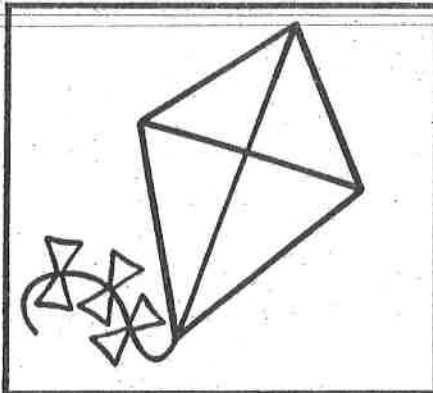

u

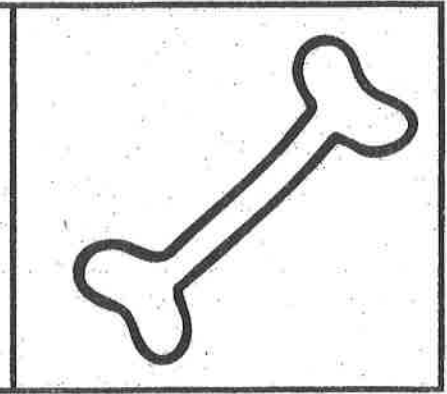
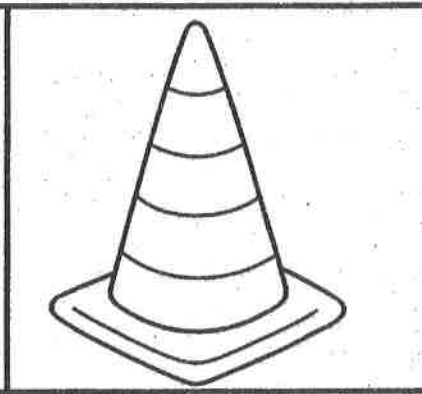
Name: _____

Silent e Words

Directions: Say the name for each picture. Use the silent e pattern on the ice cream to help you write the word. Read the words and color the pictures.







Name _____

who

Sight Word Practice

Rainbow Writing:

who

Speed Writing:

Handwriting practice lines consisting of solid top and bottom lines with a dashed midline, repeated five times.

Sight Word Reading Rebus

who
good

Read the sentences. Point to each word as you read:

“Who is that?” I said.

“That is my little  . She is


good at  ,” he said.

“I am good at  too!” I said.

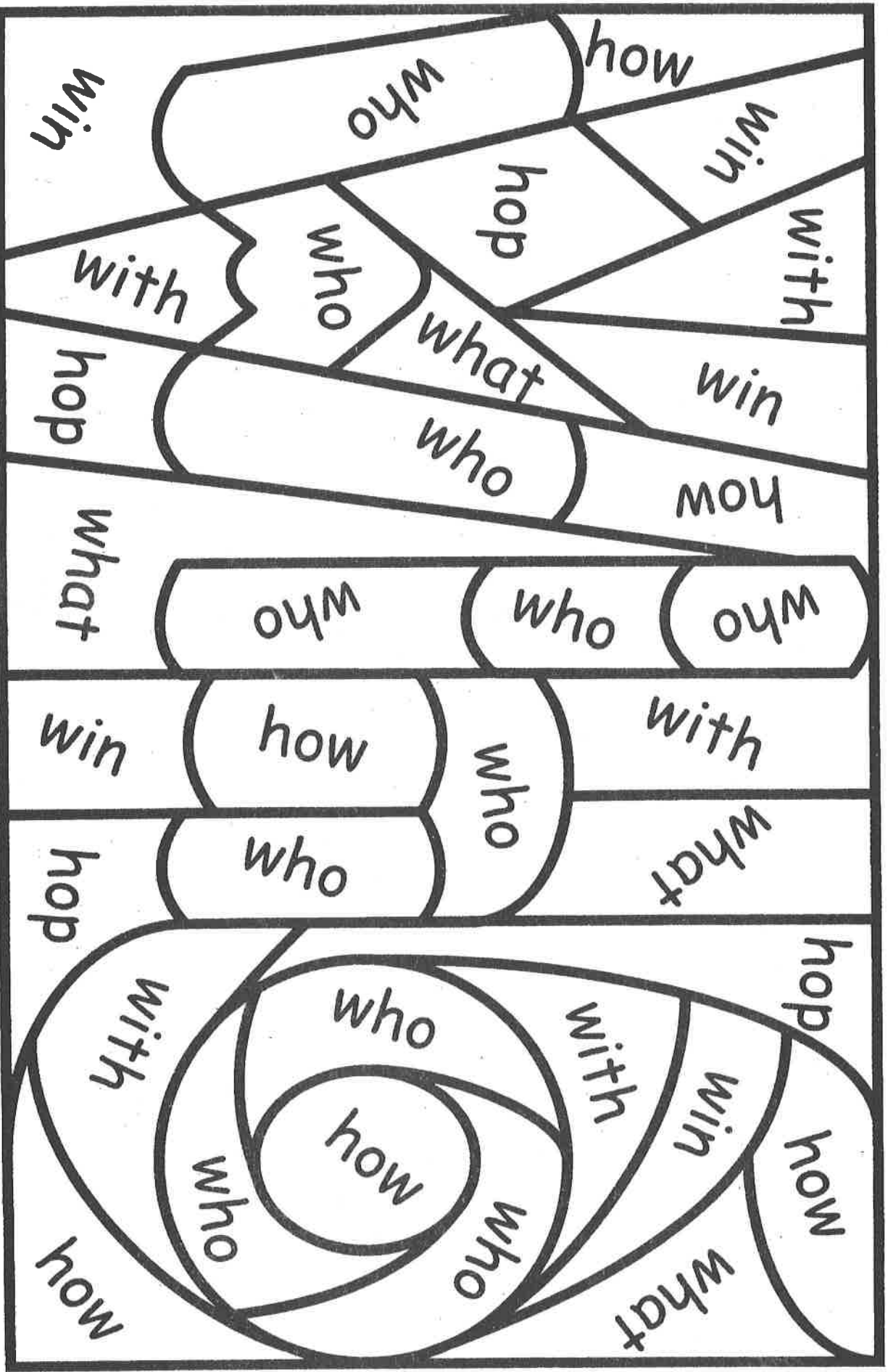
He said, “We can play a game

of  at the

with my  .”



Color the spaces with the word "who" GREEN. Name: _____
Optional: Color the spaces with other words any other color.



Sight Word Reading Rebus

who
good

Read the sentences. Point to each word as you read:

“Who is that?” I said.

“That is my little  . She is

good at  .” He said.

“I am good at  too!” I said.

“We can play a game of  ”

at the  with my  ”

he said.

Name _____

© Annia Maffett & The Maffett Kids 2014































Sunny Ten Frames Make a Match



(11-20)

Directions: Look at the number on each sun.
Cut and paste the correct ten frame to match the number.


					
					
					

Name _____




SUMMER Subtraction WORD PROBLEMS



Directions: Read the word problems and draw a picture to help solve it.
Write a number sentence and make tally marks for the answer.

Nate's ice cream cone had 7 scoops.
3 scoops fell off of his cone. How
many scoops are left?


DRAW IT:

_____ - _____ = _____ 

TALLY:

Kim brought 8 popsicles to the beach.
6 popsicles melted. How many
popsicles does Kim have left?


DRAW IT:

_____ - _____ = _____ 

TALLY:

Dan had 10 cups of lemonade. He
spilled 5 cups. How many cups does Dan
have left?


DRAW IT:

_____ - _____ = _____ 

TALLY:

Jane brought 9 buckets to the beach.
She left 2 buckets. How many
buckets does she have now?


DRAW IT:

_____ - _____ = _____ 

TALLY:

Name _____

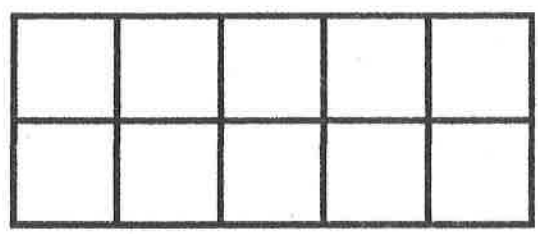
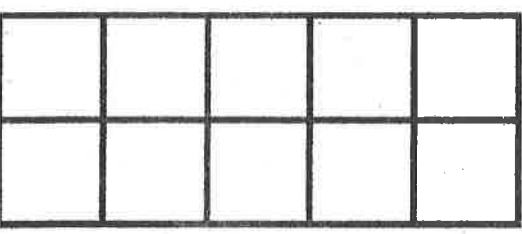
Read the graph. Count and write how many triangles and how many circles. Circle the shape that has a greater number in red. Circle the shape that has less in blue.




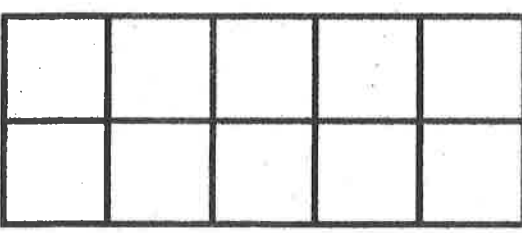
=====

=====

Draw the number of counters. Write the two numbers that add up to the teen number.







12 = _____ + _____



17 = _____ + _____

Name _____



<p>Uppercase Letter</p> <p>↓</p> <p>The cat is big.</p>	<p>Punctuation</p> <p>? . !</p>	<p>Finger Spaces</p> <p>The cat is big.</p> 	<p>Neat Handwriting</p> <p>the</p>	<p>Sentence Makes Sense</p> 
---	---------------------------------	---	------------------------------------	---

Wednesday

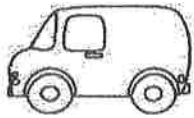
□ Everyday please log on to google classroom to hear messages from your teacher.

The activities in both columns are similar. If you do one in the first column you don't have to do the second column or vice versa. But if you want to do both, feel free.


Do this:		OR Do this:	
Fluency Story Read the sounds, decodable words, sight words and story every day. If you have a timing at the bottom, time yourself after you have read the entire story.			
Phonics – Must do: Read and Color Easter Bunny May do: Spring Long Vowel Puzzle		Online Phonics: Nearpod Phonics practice as an assignment on google classroom.	
Sight Words: Do the sight word page(s) for where and read the sentences. Practice sight word flash cards. Optional: Read the decodable: <u>Who Can Help?</u>		Online sight words: Do the sight word activity in the google classroom for the word help. Optional: Read the decodable: <u>Who Can Help?</u>	
Math review: 3D shape color. Do this first because you will cut come of it off. Number order 11-20. Do the Homework page.		Math Online: 3D Shape review and Order numbers to 20. Do the homework review page.	
Writing: Write about something that is good to see OR choose a topic to draw and write about. CHALLENGE Write 2 sentences about your topic. Share at least one writing assignments this week on the Flipgrid videos.		Writing Online: Print off a writing page from the website. Write about OR choose a topic to draw and write about. CHALLENGE Write 2 sentences about your topic. Share at least one writing assignments this week on the Flipgrid videos.	
10 Minutes of ST Math 10 Minutes of Lexia			20 Minutes of ST Math

Read and color

name: _____



brown



blue




pink

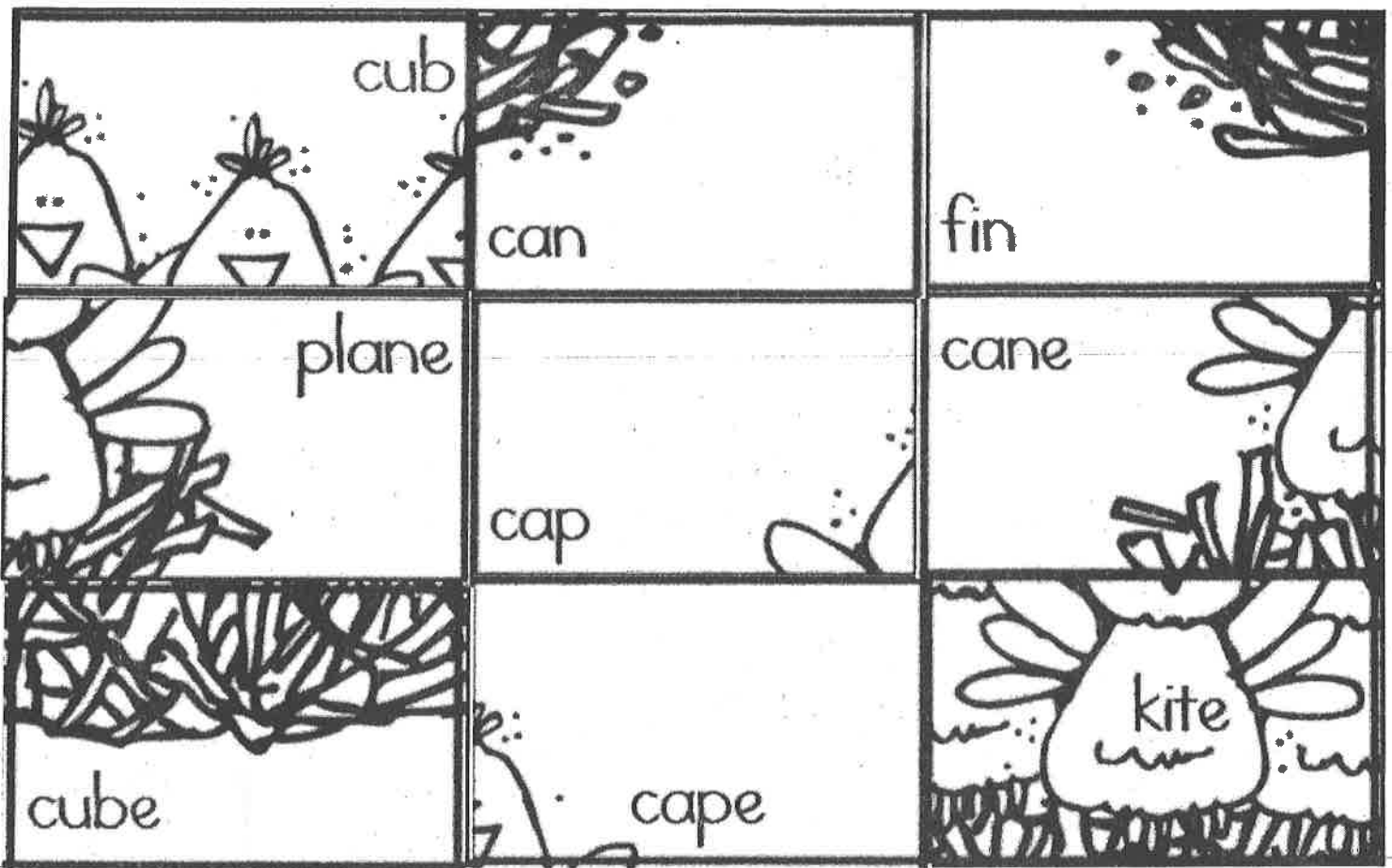


yellow




green





Name _____



Name _____

good

Sight Word Practice

Rainbow Writing:

good

Speed Writing:

Handwriting practice lines consisting of solid top and bottom lines with a dashed midline, repeated five times.

Sight Word Reading Rebus

who
good

Read the sentences. Point to each word as you read:

“Who is that?” I said.

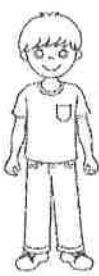

“That is my little   . She is

good at  ,” he said.

“I am good at  too!” I said.

He said, “We can play a game

of  at the 

with my   .”

Name _____

I can find the word

good

good see go ^{good}
good

and **good**

^{good} **and** **this**

^{good} **tool**

^{good} **goal**

when **ghost** **lone**

this ^{good}

this

good **took** **gone** ^{zoo} **go**

lock

where

^{good} **like** **love** ^{good} **good**

a ^{good}

good

and ^{good} **good** ^{good} **see** ^{this}

good

^{good}

good ^{what} **is** **was** ^{the} ^{good}

good **and**

good

^{good} **the** **got** **all** **good** **and** **good** **golf** **good**

good

look **work** **and**

^{good} **work**

good

^{good}

Sight Word Reading Rebus

who
good

Read the sentences. Point to each word as you read:

“Who is that?” I said.

“That is my little  . She is

good at  .” He said.

“I am good at  too!” I said.

“We can play a game of 





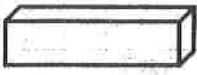
at the  with my  ”


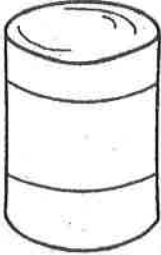
he said.

Name _____


3D Shape Color

Color each shape.

 Red	 Orange	 Yellow	 Green	 Blue
Cube	Cylinder	Cone	Sphere	Rectangular Prism


			
			
			
			

Name: _____



Number Order 11-20

Directions: Cut and paste the magnifying glasses in order from 11-20.



 17	 12	 20	 14	 16
 13	 18	 15	 11	 19

Name _____

Use two colors to color the squares to find the numbers that add up to 6. Try to make each color combination different.

--	--	--	--	--	--

$$6 = \quad + \quad$$

--	--	--	--	--	--

$$6 = \quad + \quad$$


--	--	--	--	--	--

$$6 = \quad + \quad$$



--	--	--	--	--	--

$$6 = \quad + \quad$$

Name _____



Handwriting practice lines consisting of four sets of three horizontal lines (top solid, middle dashed, bottom solid).

<p>Uppercase Letter</p> <p>↓</p> <p>The cat is big.</p>	<p>Punctuation</p> <p>? . !</p>	<p>Finger Spaces</p> <p>The cat is big.</p> 	<p>Neat Handwriting</p> <p>the</p>	<p>Sentence Makes Sense</p> 
---	---------------------------------	---	------------------------------------	---

Thursday

□ Everyday please log onto google classroom to hear messages from your teacher.

The activities in both columns are similar. If you do one in the first column you don't have to do the second column or vice versa. But if you want to do both, feel free.

Do this:		OR Do this:	
Fluency Story Read the sounds, decodable words, sight words and story every day. If you have a timing at the bottom, time yourself after you have read the entire story.		Online Phonics: Nearpod Phonics practice as an assignment on google classroom.	
Phonics – Must do: Super Sentences May do: I love to Read cut and paste		Online sight words: Do the sight word activity in the google classroom for the word help. Optional: Read the decodable: <u>Who Can Help?</u>	
Math review: Let's Make 10. Crabby Ten Frames. Do the Homework page.		Math Online: Counting and subtracting page on Nearpod. Do the homework review page.	
Writing: Write about OR choose a topic to draw and write about. CHALLENGE Write 2 sentences about your topic. Share at least one writing assignments this week on the Flipgrid videos.		Writing Online: Print off a writing page from the website. Write about OR choose a topic to draw and write about. CHALLENGE Write 2 sentences about your topic. Share at least one writing assignments this week on the Flipgrid videos.	
10 Minutes of ST Math 10 Minutes of Lexia			20 Minutes of Lexia

Name: _____

Date: _____

Trace and complete the super sentences.

1.

The corn _____.



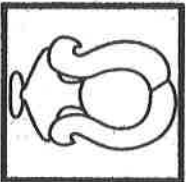
2.

Thomas _____.



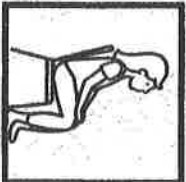
3.

This is my _____.



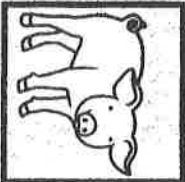
4.

She _____.



5.

I see a big _____.




6.

I like this _____.



Name _____

I LOVE TO READ



Read the sentence. Match the picture.



She is on a ship.




The trash won't shut.



The fish can splash.




We shop with cash.



I rush to the shed.

© Miss Giraffe



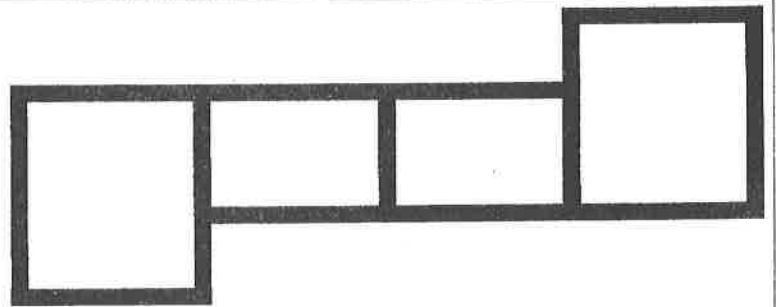
Name _____

good

Sight Word Practice

good good good good

good



Find It.

good

go

gone

for

good

good

like

where

good

go

from

too

play

good

good

Build It.

--	--	--	--

d

o

g

o

t



k

p

Name _____

Large empty rectangular box for drawing or writing.

Four sets of handwriting practice lines, each consisting of a solid top line, a dashed middle line, and a solid bottom line.

<p>Uppercase Letter</p> <p>↓</p> <p>The cat is big.</p>	<p>Punctuation</p> <p>? . !</p>	<p>Finger Spaces</p> <p>The cat is big.</p> 	<p>Neat Handwriting</p> <p>the</p>	<p>Sentence Makes Sense</p> 
---	---------------------------------	---	------------------------------------	---


Name _____



Let's Make 10




Directions: Fill in the number of stars needed to make 10 on each ten frame.




3

$$\begin{array}{r} \square \\ + \\ \hline 10 \end{array}$$




2

$$\begin{array}{r} \square \\ + \\ \hline 10 \end{array}$$




9

$$\begin{array}{r} \square \\ + \\ \hline 10 \end{array}$$



5

$$\begin{array}{r} \square \\ + \\ \hline 10 \end{array}$$




8

$$\begin{array}{r} \square \\ + \\ \hline 10 \end{array}$$



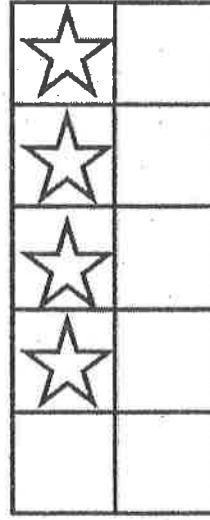
1

$$\begin{array}{r} \square \\ + \\ \hline 10 \end{array}$$



6

$$\begin{array}{r} \square \\ + \\ \hline 10 \end{array}$$



4

$$\begin{array}{r} \square \\ + \\ \hline 10 \end{array}$$





7

$$\begin{array}{r} \square \\ + \\ \hline 10 \end{array}$$

Name _____

Draw the given number of counters in the ten frame. Then write the two numbers that add up to the total, ie $18 = 10 + 8$



$$18 = \underline{\quad\quad} + \underline{\quad\quad}$$

Draw a picture using counters to solve the problem.

I have 4 apples. Then I get 5 more. How many apples do I have now?

$$\underline{\quad\quad} + \underline{\quad\quad} = \underline{\quad\quad}$$

7 dogs are playing at the park. 5 of the dogs leave. How many dogs are still at the park?

$$\underline{\quad\quad} - \underline{\quad\quad} = \underline{\quad\quad}$$

Friday Fun Day

□ Everyday please log on to google classroom to hear messages from your teacher.

The activities in both columns are similar.

If you do one in the first column you don't have to do the second column or vice versa.

But if you want to do both, feel free.

OR		Do this:
Count to 100. Do the next number in your Math Number Concepts book.	Do a counting to 100 video in the Google classroom. Do the next number in your Math Number Concepts book.	
10 Minutes of ST Math 10 Minutes of Lexia Play some games on starfall.com or other game websites linked in our classroom website.	20 of your choice – Lexia or ST Math Play some games on starfall.com or other game websites linked in our classroom website.	
Weather: Will it Blow? Using items around the house decide what will “blow” and what will not? First make a prediction if it will move when you blow, then test it out and mark your answers.		
Directed Drawing: There will be a fun directed drawing activity in your google classroom to follow.		






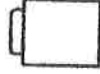


Name: _____

Will the wind blow it?










Predict: Will the wind blow it?

Yes No

Marker			
Kleenex			
Straw			
Spoon			
Paper			
Cube			
Button			
Pencil			

Did the wind blow it?

Yes No

Marker			
Kleenex			
Straw			
Spoon			
Paper			
Cube			
Button			
Pencil	