

In This Packet

Fluency Passage –

This is a reading passage based on your child's skill level. Please read the passage every day to build fluency in reading and automaticity in sounding out words and recognizing sight words. Some passages have a timing chart at the bottom. Please read through the entire story before you do the one-minute timing.

Phonics- Must do/May do

We are reviewing phonics skills. We have learned all the letter sounds, the long vowel sounds with a silent e and the digraph sounds. We are practicing sounding out and blending simple words. There are two pages or sides to the phonics practice. The short vowel page is a must do. The long vowel is a challenge page and is a may do or challenge page.

Sight Words –

The decodable book is a great way to practice sight words in text and become a fluent reader. However, because we are reading the fluency passage everyday, it may be overwhelming to also read the decodable as well. The decodable book Come and See can be skipped if needed.

Math –

We have finished our math program and are reviewing math skills to be ready for first grade. There is a practice page and a homework page.



Writing –

We are working on informational writing. Please log in to google classroom to get the topic you will be writing about each day. If you are doing online writing, please print the writing page or use a blank piece of paper.

Monday ~~April 27 - May 1~~

□ Everyday please log onto google classroom to hear messages from your teacher.
The activities in both columns are similar. If you do one in the first column you don't have to do the second column or vice versa. But if you want to do both, feel free.

Do this:		OR Do this:	
Fluency Story Read the sounds, decodable words, sight words and story every day. If you have a timing at the bottom, time yourself after you have read the entire story.			
Phonics - Must do: Find and record it words- CVC page. May do: Write the words - digraphs		Online Phonics: Nearpod Phonics practice as an assignment on google classroom.	
Sight Words: Do the sight word page(s) for where and read the sentences. Practice sight word flash cards. Optional: Read the decodable: <u>Come and See</u>		Online sight words: Do the sight word activity in the google classroom for the word help. Optional: Read the decodable: <u>Come and See</u>	
Math review - Heavier and lighter - cut and glue the pictures. Ten frames - cut and glue the number. Homework review page.		Math Online: Do the Online Nearpod. Print and do the math homework page.	
Writing: Check out google classroom for your writing topic today. Write 2 DETAILS about that topic based on what you learned. If you are doing online work, please print the writing paper or use a piece of paper to do the writing.			
10 Minutes of ST Math 10 Minutes of Lexia			20 Minutes of ST Math

Practice the sounds.

o d t e i
a n c s p

Read the words.

Don Ted

sit nap

Practice the sight words.

can see and

Read the story.

Don

Don can see Ted.

4

Ted can see Don.

8

Don and Ted sit and nap.

14



Practice the sounds.

p	h	u	r
d	m	c	f

Read the words.

cub	cup	fun
mud	pup	run

Practice the sight words.

have	can	for
the	in	is

Read the story.

Sun Fun

I am Pup.

3

I can get in mud.

8

I am Cub.

I can go up.



11

15

Pup can not run up it.

Pup can run in the sun.



21

27

Can Cub get in the hut?

33

Can Pup get in the cup?

39

Pup and Cub run a lot.

45

pup and Cub have fun.

50

1. Read the entire story.
2. Time your reading for 1 minute.
3. Record correct words per minute.

Mon.	Tues.	Wed.	Thurs.

Read the words.

Abe cake take

Dave safe gate

lake made rake

Practice the sight words.

this too is

for help said

Read the story.

We Help Make It

Jane can help Dad fix the gate. 7

Jane made the gate lock. 12

Dad made it safe, too. 17

Abe can help Mom make cake. 23

Abe can mix it up. 28

Mom can bake it in a tin. 35

Kate can help rake. 39

Yes. Kate can rake a lot. 45

Can Dave rake, too? 49

Dale can help tape up a big box. 57

It is a big job! 62

Dale can tape a lot. 67

Gabe can see the lake. 72


Can Gabe get a rock? 77

Yes. Nate can help take Gabe to the lake! 86

1. Read the entire story.
2. Time your reading for 1 minute.
3. Record correct words per minute.

Mon.	Tues.	Wed.	Thurs.

Name _____



Copyright © McGraw-Hill Education

It does fit in here!

Come and see!


High Frequency Words: *come, does*
Read the book aloud to a partner. Reread for fluency.

Come and See



Can you help me?

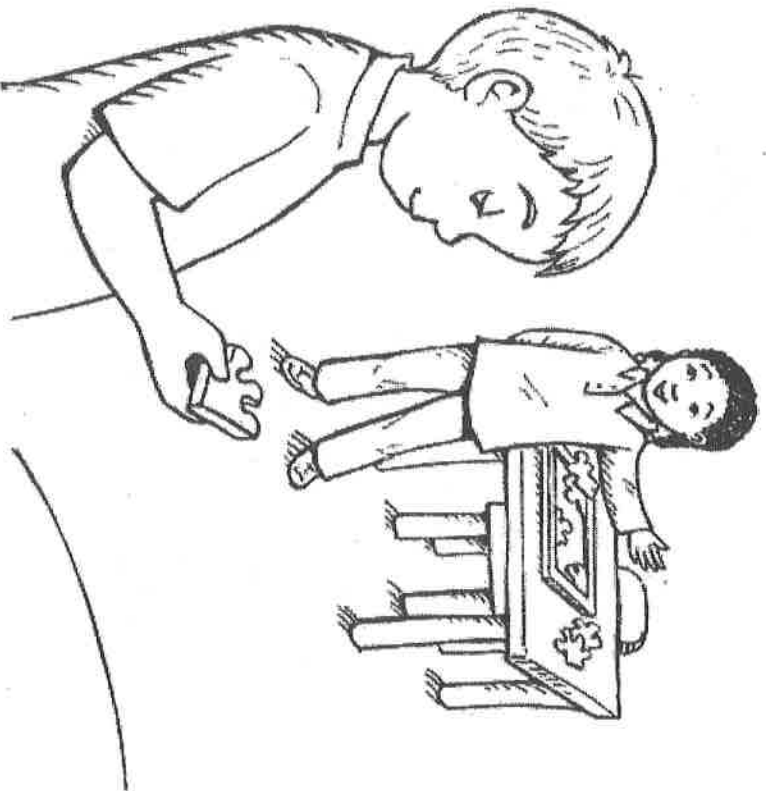
Where does it go?



Does it fit here?

No, it does not fit.

2



Come and see this!

Does it go in here?



3

Name _____

Find and Record -it Words

Directions: Find the hidden words. Record them in the correct columns.



Real -it Words		Silly -it Words	
1. _____	4. _____	1. _____	4. _____
2. _____	5. _____	2. _____	5. _____
3. _____	6. _____	3. _____	6. _____



Write a sentence using some of the real words.

Name _____

Write the Word



© Miss Giraffe

Word Bank


trash
dish
ship



shell
flash
rush

fish
brush
cash


Name _____

 come come come

 _____

 come 

--	--	--	--

 come some come one come more
come made come some come come



--	--	--	--




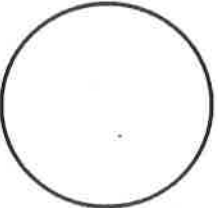


m

c

e

o

				<table border="1" data-bbox="1396 1753 1477 1911"><tr><td>glue</td></tr></table>	glue
glue					

Name _____

I can find the word:


come.

come go come came car come come
the I and he come I go come
cast can I comb the is come
come I come the cot come
came the to cost come a cane
has come cap comb come cap
the and come cop as the come
come come I come seam come
comed come has come


Sight Word Reading Rebus

come
does

Read the sentences. Point to each word as you read:

“Does she like  ?” I said.

“She does like  ,” he said.

“She can come to the  to
play with me,” I said.

“Can I come too?” he said.

“Yes!” I said. “We like to play

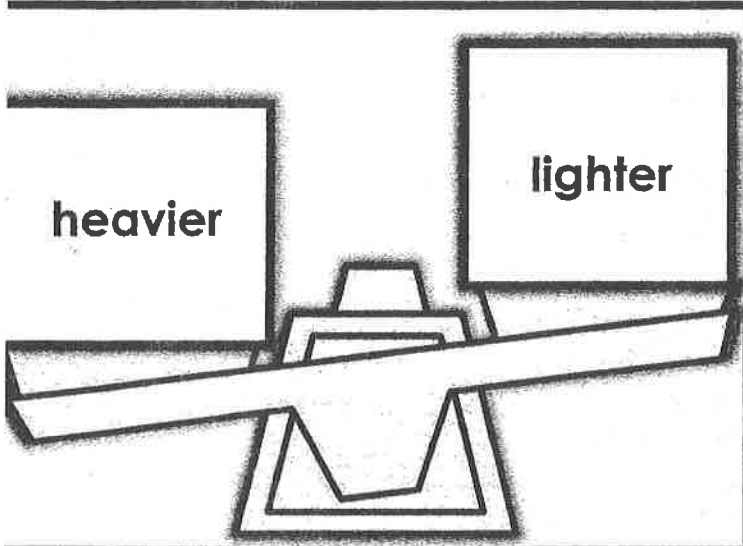
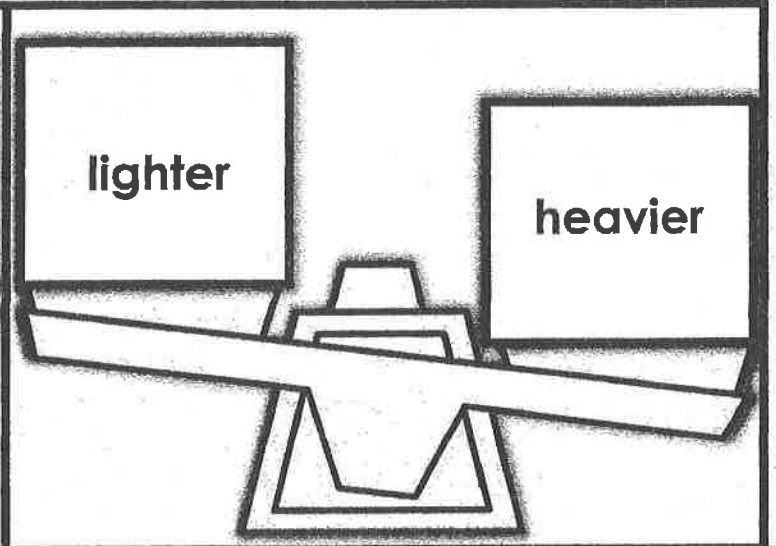
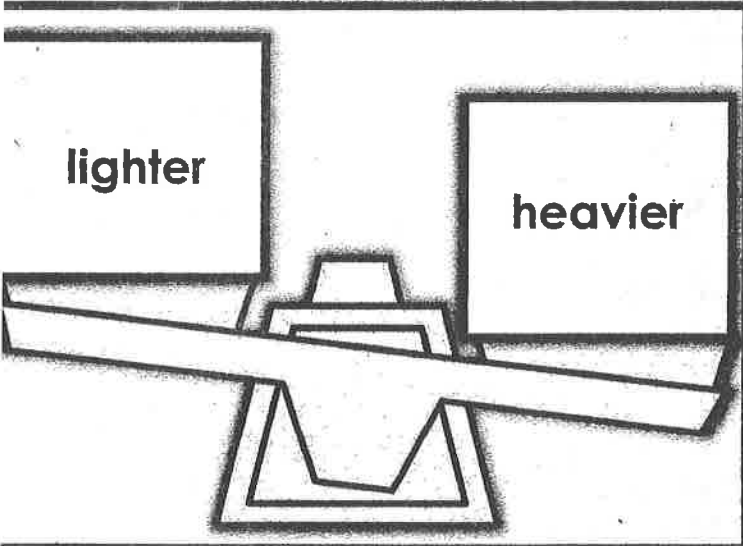
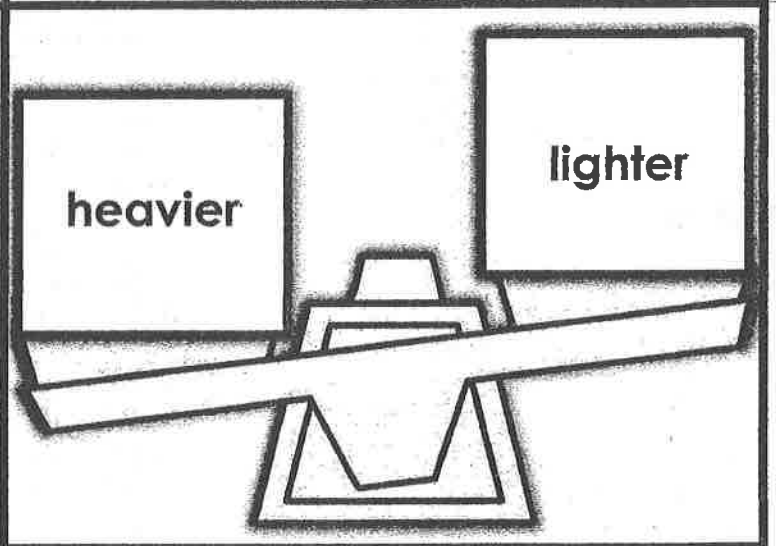
 with  .”
friends


Name: _____

Measurement: Weights

Heavier and Lighter Set 2


Directions: Cut out the objects. Compare two pictures.
Cut and paste to the scales.

 <p>heavier</p> <p>lighter</p>	 <p>lighter</p> <p>heavier</p>
 <p>lighter</p> <p>heavier</p>	 <p>heavier</p> <p>lighter</p>













Name _____

Ten Frames



Directions: Count the number on each ten frame set. Cut and paste the matching number next to the ten frame.

	<div data-bbox="446 388 649 630">Paste Here</div>		<div data-bbox="1071 388 1274 630">Paste Here</div>
	<div data-bbox="446 724 649 966">Paste Here</div>		<div data-bbox="1071 724 1274 966">Paste Here</div>
	<div data-bbox="446 1060 649 1302">Paste Here</div>		<div data-bbox="1071 1060 1274 1302">Paste Here</div>
	<div data-bbox="446 1396 649 1638">Paste Here</div>		<div data-bbox="1071 1396 1274 1638">Paste Here</div>
	<div data-bbox="446 1732 649 1974">Paste Here</div>		<div data-bbox="1071 1732 1274 1974">Paste Here</div>

- 11
- 12
- 13
- 14
- 15
- 16
- 17
- 18
- 19
- 20

Name _____

Solve the addition problem.

$$5+3=$$

$$2+4=$$



Write the missing numbers:

1			4				8		10
	12				16			19	

Name _____

Large empty rectangular box for drawing or writing.

Handwriting practice lines consisting of multiple sets of solid top and bottom lines with a dashed midline.

<p>Uppercase Letter</p> <p>↓</p> <p>The cat is big.</p>	<p>Punctuation</p> <p>? . !</p>	<p>Finger Spaces</p> <p>The cat is big.</p> 	<p>Neat Handwriting</p> <p>the</p>	<p>Sentence Makes Sense</p> 
---	---------------------------------	---	------------------------------------	---

Tuesday


□ Everyday please log onto google classroom to hear messages from your teacher.







The activities in both columns are similar. If you do one in the first column you don't have to do the second column or vice versa. But if you want to do both, feel free.

Do this:		OR Do this:	
<p>Fluency Story Read the sounds, decodable words, sight words and story every day. If you have a timing at the bottom, time yourself after you have read the entire story.</p>		<p>Online Phonics: Nearpod Phonics practice as an assignment on google classroom.</p>	
<p>Phonics - Must do: CVC Word Search May do: I Love to Read cut and paste</p>		<p>Online sight words: Do the sight word activity in the google classroom for the word help. Optional: Read the decodable: <u>Come and See</u></p>	
<p>Math review - 3D shape sort cut and paste. Number order 11-20. Do the Homework page.</p>		<p>Math Online: 3D Shape review and Order numbers to 20. Print and do the homework review page.</p>	
<p>Writing: Check out google classroom for your writing topic today. Write 2 DETAILS about that topic based on what you learned. If you are doing online work, please print the writing paper or use a piece of paper to do the writing.</p>			
<p>10 Minutes of ST Math 10 Minutes of Lexia</p>		<p>20 Minutes of Lexia</p>	

Name: _____

CVC Word Search



		
<input type="text"/>	<input type="text"/>	<input type="text"/>
		
<input type="text"/>	<input type="text"/>	<input type="text"/>


Word Bank

- sit
- pit
- bit
- kit
- fit
- lit

a	l	i	t	a	s
f	e	g	e	t	i
i	n	a	t	e	t
t	d	e	p	i	t
k	i	t	a	n	e
e	b	i	t	i	d

Name _____


I LOVE TO READ




Read the sentence. Match the picture.



We see a mule.



It is a huge tube.



The T.V. is on mute.




A box is a cube.



The cub is cute.

© Miss Giraffe



Name _____

come

Sight Word Practice

Rainbow Writing:

come


Speed Writing:

Handwriting practice lines consisting of solid top and bottom lines with a dashed middle line, repeated for multiple rows.


Sight Word Reading Rebus

come
does

Read the sentences. Point to each word as you read:

“Does she like  ?” I said.

“She does like ,” he said.

“She can come to the  to
play with me,” I said.

“Can I come too?” he said.

“Yes!” I said. “We like to play



with



friends

”

Name: _____

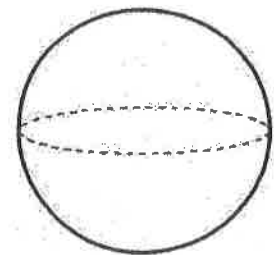

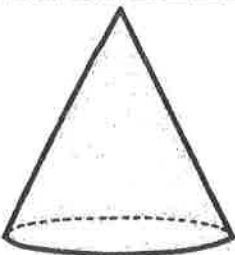
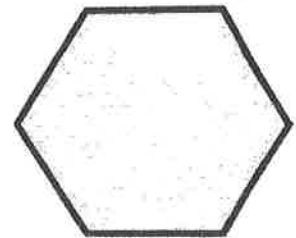

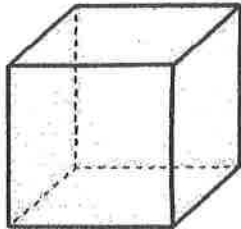
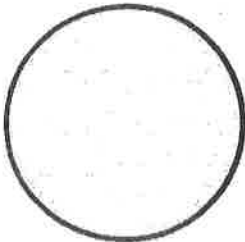








Sorting Flat and Solid Shapes Set 1

Directions: Cut and paste each shape to the correct column.

**FLAT
SHAPES**



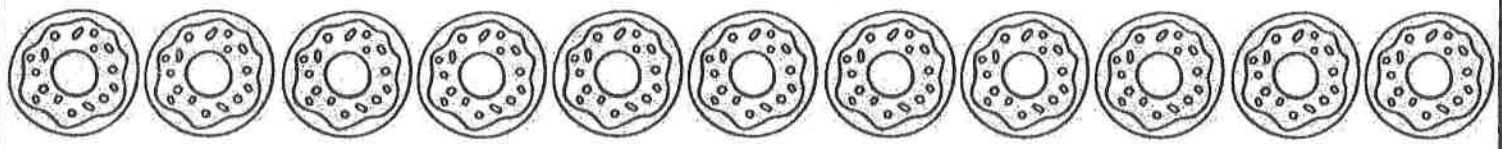
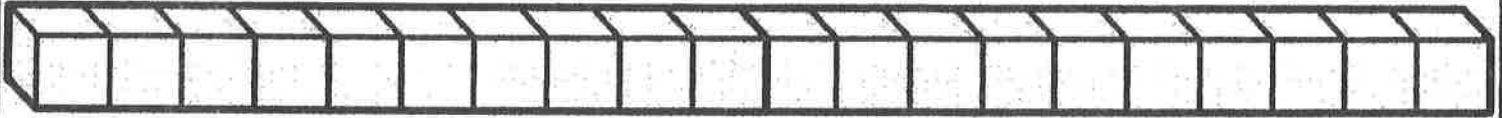

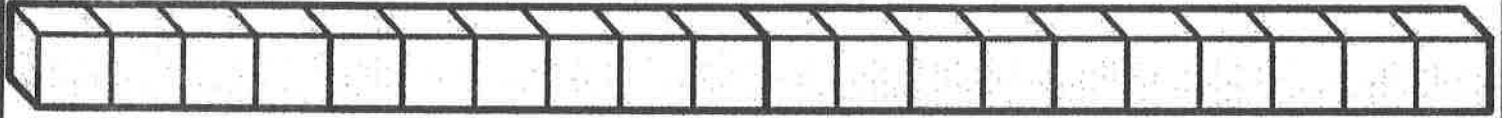



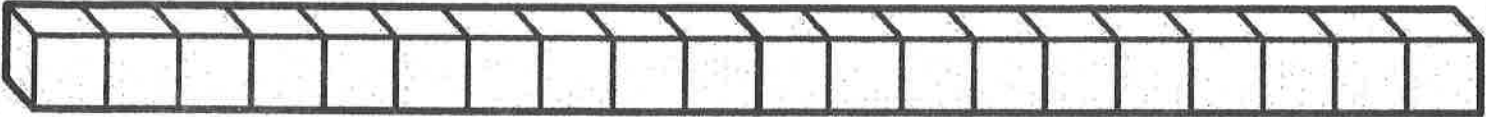
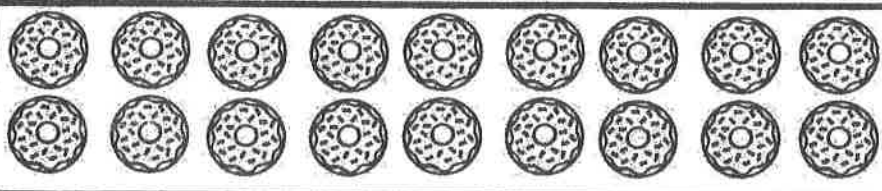
**SOLID
SHAPES**



Name: _____

Numbers 11-20

Directions: Count each set of objects. Color the cubes to match.



Name _____

Solve the subtraction problems.



$$7 - 1 =$$



$$10 - 5 =$$

Name the numbers.

2	12	6	17	9
14	1	11	10	18
4	8	16	3	19
15	13	5	20	7

Name _____



<p>Uppercase Letter</p> <p>↓</p> <p>The cat is big.</p>	<p>Punctuation</p> <p>? . !</p>	<p>Finger Spaces</p> <p>The cat is big.</p> 	<p>Neat Handwriting</p> <p>the</p>	<p>Sentence Makes Sense</p> 
---	---------------------------------	---	------------------------------------	---

Wednesday

□ Everyday please log on to google classroom to hear messages from your teacher.

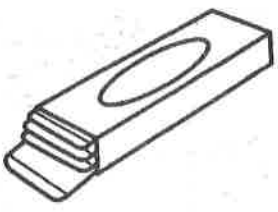
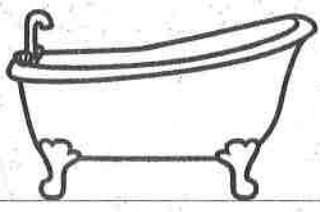

The activities in both columns are similar. If you do one in the first column you don't have to do the second column or vice versa. But if you want to do both, feel free.

Do this:		OR Do this:	
Fluency Story Read the sounds, decodable words, sight words and story every day. If you have a timing at the bottom, time yourself after you have read the entire story.			
Phonics - Must do: Match it! CVC words May do: Match Long Vowels		Online Phonics: Nearpod Phonics practice as an assignment on google classroom.	
Sight Words: Do the sight word page(s) for where and read the sentences. Practice sight word flash cards. Optional: Read the decodable: Come and See		Online sight words: Do the sight word activity in the google classroom for the word help. Optional: Read the decodable: Come and See	
Math review - Angry Birds addition puzzle. Homework review page.		Math Online: Online math review page. Print and do the homework review page.	
Writing: Check out google classroom for your writing topic today. Write 2 DETAILS about that topic based on what you learned. If you are doing online work, please print the writing paper or use a piece of paper to do the writing.			
10 Minutes of ST Math 10 Minutes of Lexia			20 Minutes of ST Math

Name: _____

Date: _____

Match it!



tub

run

mud

gum

sun


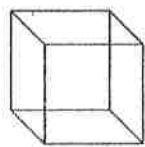
hug

bug

cup

Name _____

Match the pictures.



home

hive

cube

bike

cape

broke

rose

gate

Name _____

does

Sight Word Practice

does does does does

does

--	--	--	--

Find It.

do

little

does

go

goes

does

does

did

play

do

go

do

does

like

does

Build It.

--	--	--	--

s

o

e

o

t

d

p

Name _____

I can find the word:

does

does

see

does

do

in

does

doe

down

I does

see

does

odd

does

does

is do

I

see

does

see

is

does

does

to

does

at

do

has

as

at

dive

is does

does

at

does

I

does

see

does

doesp

does

toes

at

does

my

does

at

at

does

does

dear

does

I

does

see

I

does


in does

does


Sight Word Reading Rebus

come
does

Read the sentences. Point to each word as you read:

“Does she like  ?” I said.

“She does like  ,” he said.

“She can come to the  to play with me,” I said.

“Can I come too?” he said.

“Yes!” I said. “We like to play






with



friends

.”



ANGIRDS

RYB

Name _____

$4+3=$

$5+1=$

$8-3=$

$6-2=$

$9-3=$

$7-5=$


$4+4=$

$6+4=$


$2+7=$


Name _____


Read the graph. Count and write how many triangles and how many circles. Circle the shape that has a greater number in red. Circle the shape that has less in blue.




Count and write how many.














Name _____



Uppercase Letter	Punctuation	Finger Spaces	Neat Handwriting	Sentence Makes Sense
 The cat is big.	? . !	The cat is big. 	the	

Thursday

□ Everyday please log on to google classroom to hear messages from your teacher.

The activities in both columns are similar. If you do one in the first column you don't have to do the second column or vice versa. But if you want to do both, feel free.

Do this:		OR Do this:	
Fluency Story Read the sounds, decodable words, sight words and story every day. If you have a timing at the bottom, time yourself after you have read the entire story.			Online Phonics: Nearpod Phonics practice as an assignment on google classroom.
Phonics - Must do: Trace and complete the super sentences. May do: Long Vowel Review and write the sentence.			Online sight words: Do the sight word activity in the google classroom for the word help. Optional: Read the decodable: <u>Come and See</u>
Math review: Adding and subtracting review page. Do the Homework page.			Math Online: Adding and subtracting review. Print and do the homework review page.
Writing: Write about your favorite part/ memory of April. If you are doing online work, please print the writing paper or use a piece of paper to do the writing.			
10 Minutes of ST Math 10 Minutes of Lexia			20 Minutes of Lexia

<p>Wiederholung 1. Frage Wiederholung 2. Frage</p>	<p>Wiederholung 3. Frage</p>
<p>Wiederholung 4. Frage Wiederholung 5. Frage Wiederholung 6. Frage</p>	<p>Wiederholung 7. Frage Wiederholung 8. Frage Wiederholung 9. Frage</p>
<p>Wiederholung 10. Frage Wiederholung 11. Frage Wiederholung 12. Frage</p>	<p>Wiederholung 13. Frage Wiederholung 14. Frage Wiederholung 15. Frage</p>
<p>Wiederholung 16. Frage Wiederholung 17. Frage Wiederholung 18. Frage</p>	<p>Wiederholung 19. Frage Wiederholung 20. Frage Wiederholung 21. Frage</p>
<p>Wiederholung 22. Frage Wiederholung 23. Frage Wiederholung 24. Frage</p>	<p>Wiederholung 25. Frage Wiederholung 26. Frage Wiederholung 27. Frage</p>
<p>Wiederholung 28. Frage Wiederholung 29. Frage Wiederholung 30. Frage</p>	<p>Wiederholung 31. Frage Wiederholung 32. Frage Wiederholung 33. Frage</p>
<p>Wiederholung 34. Frage Wiederholung 35. Frage Wiederholung 36. Frage</p>	<p>Wiederholung 37. Frage Wiederholung 38. Frage Wiederholung 39. Frage</p>

Wiederholung 40. Frage
Wiederholung 41. Frage
Wiederholung 42. Frage
Wiederholung 43. Frage
Wiederholung 44. Frage
Wiederholung 45. Frage
Wiederholung 46. Frage
Wiederholung 47. Frage
Wiederholung 48. Frage
Wiederholung 49. Frage
Wiederholung 50. Frage

Wiederholung 51. Frage
Wiederholung 52. Frage
Wiederholung 53. Frage
Wiederholung 54. Frage
Wiederholung 55. Frage
Wiederholung 56. Frage
Wiederholung 57. Frage
Wiederholung 58. Frage
Wiederholung 59. Frage
Wiederholung 60. Frage

Name: _____


Date: _____

Trace and complete the super sentences.

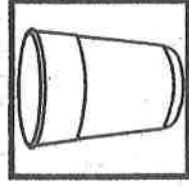
1. Look at the _____.



2. I have _____.



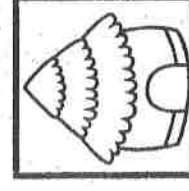
3. This is my _____.



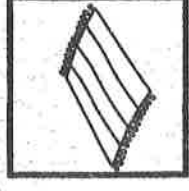
4. Look at the _____.



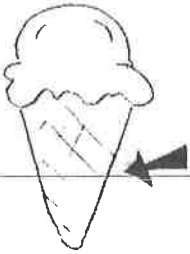

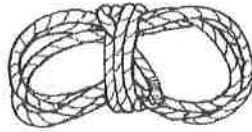

5. Go in the _____.



6. Sit on the _____.



Long A – red Long I – blue Long O – Green Long U – blue



Write a sentence about 2 of the pictures.

1.

2.


Sight Word Reading Rebus

come
does

Read the sentences. Point to each word as you read:

“Does she like  ?” I said.

“She does like  ,” he said.

“She can come to the  to play with me,” I said.

“Can I come too?” he said.

“Yes!” I said. “We like to play

 with  ”


friends

Name: _____

Subtract from 10


Directions: Write the difference. Cross out the juggling balls to help.

A




$$10 - 4 =$$

B




$$10 - 8 =$$

C




$$10 - 1 =$$

D




$$10 - 3 =$$

E




$$10 - 2 =$$

F




$$10 - 5 =$$

G




$$10 - 9 =$$

H



$$10 - 6 =$$

I



$$10 - 7 =$$

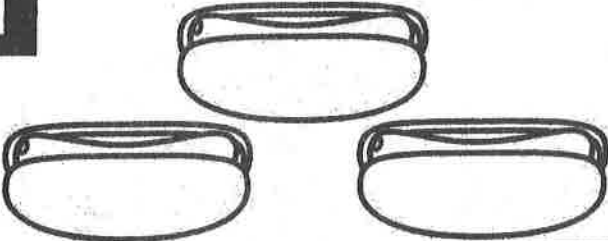


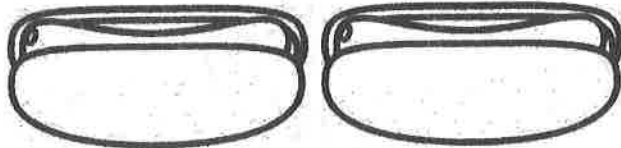


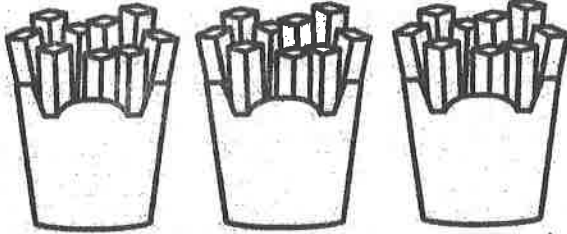

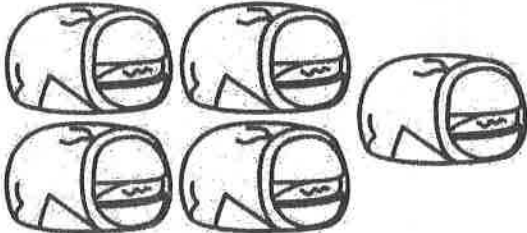



Name: _____



Addition: Count and Add Set 2





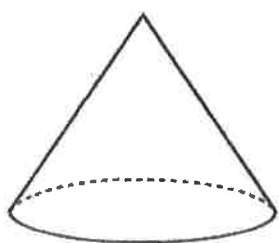
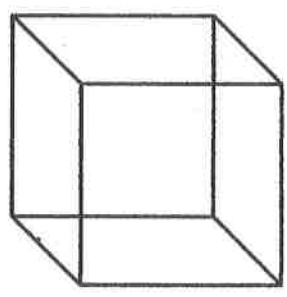


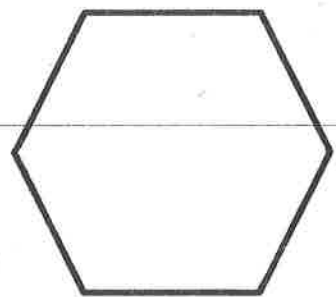
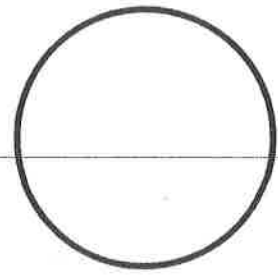

Directions: Add the number of items in each row.
Color the number that matches the total.

1		+		<table border="1"><tr><td>7</td></tr><tr><td>5</td></tr><tr><td>6</td></tr></table>	7	5	6
7							
5							
6							
2		+		<table border="1"><tr><td>5</td></tr><tr><td>4</td></tr><tr><td>6</td></tr></table>	5	4	6
5							
4							
6							
3		+		<table border="1"><tr><td>8</td></tr><tr><td>6</td></tr><tr><td>7</td></tr></table>	8	6	7
8							
6							
7							
4		+		<table border="1"><tr><td>8</td></tr><tr><td>9</td></tr><tr><td>10</td></tr></table>	8	9	10
8							
9							
10							
5		+		<table border="1"><tr><td>9</td></tr><tr><td>8</td></tr><tr><td>10</td></tr></table>	9	8	10
9							
8							
10							
6		+		<table border="1"><tr><td>7</td></tr><tr><td>8</td></tr><tr><td>6</td></tr></table>	7	8	6
7							
8							
6							

Name _____

Write the numbers to 20.

Name the shapes.



April

Name _____

Friday Fun Day

□ Everyday please log on to google classroom to hear messages from your teacher.

The activities in both columns are similar.

If you do one in the first column you don't have to do the second column or vice versa. But if you want to do both, feel free.

Do this:	OR	Do this:
Count to 100. Do the next number in your Math Number Concepts book.	Math Number Concepts	Do a counting to 100 video in the Google classroom. Do the next number in your Math Number Concepts book.
10 Minutes of ST Math 10 Minutes of Lexia Play some games on starfall.com or other game websites linked in our classroom website.	10 Minutes of ST Math 10 Minutes of Lexia Play some games on starfall.com or other game websites linked in our classroom website.	20 of your choice - Lexia or ST Math Play some games on starfall.com or other game websites linked in our classroom website.
Rock Report: Find a rock in your yard or during a walk. Write about your rock on the rock report paper. If you are doing online work, please print the rock report paper or use a piece of paper to do the writing.		

<p>1. <u>What are the main types of proteins?</u></p> <p>2. <u>What are the functions of proteins?</u></p> <p>3. <u>What are the different levels of protein structure?</u></p> <p>4. <u>What are the different types of amino acids?</u></p> <p>5. <u>What are the different types of enzymes?</u></p>	<p>1. <u>Primary structure:</u> the linear sequence of amino acids in a protein.</p> <p>2. <u>Secondary structure:</u> the local folding of the polypeptide chain into regular structures such as alpha-helices and beta-sheets.</p> <p>3. <u>Tertiary structure:</u> the overall 3D shape of a protein, determined by interactions between side chains.</p> <p>4. <u>Quaternary structure:</u> the assembly of multiple polypeptide chains into a functional protein complex.</p>
<p>1. <u>Enzymes are biological catalysts that speed up chemical reactions.</u></p> <p>2. <u>Enzymes are made of proteins.</u></p> <p>3. <u>Enzymes have an active site where the substrate binds.</u></p> <p>4. <u>Enzymes are specific to their substrates.</u></p> <p>5. <u>Enzymes are affected by temperature and pH.</u></p>	<p>1. <u>Enzymes are biological catalysts that speed up chemical reactions.</u></p> <p>2. <u>Enzymes are made of proteins.</u></p> <p>3. <u>Enzymes have an active site where the substrate binds.</u></p> <p>4. <u>Enzymes are specific to their substrates.</u></p> <p>5. <u>Enzymes are affected by temperature and pH.</u></p>
<p>1. <u>Enzymes are affected by temperature and pH.</u></p> <p>2. <u>Enzymes are affected by substrate concentration.</u></p> <p>3. <u>Enzymes are affected by inhibitors.</u></p> <p>4. <u>Enzymes are affected by cofactors.</u></p> <p>5. <u>Enzymes are affected by allosteric regulation.</u></p>	<p>1. <u>Enzymes are affected by temperature and pH.</u></p> <p>2. <u>Enzymes are affected by substrate concentration.</u></p> <p>3. <u>Enzymes are affected by inhibitors.</u></p> <p>4. <u>Enzymes are affected by cofactors.</u></p> <p>5. <u>Enzymes are affected by allosteric regulation.</u></p>

1. What are the main types of proteins?

2. What are the functions of proteins?

3. What are the different levels of protein structure?

4. What are the different types of amino acids?

5. What are the different types of enzymes?

6. What are the different types of inhibitors?

7. What are the different types of cofactors?


8. What are the different types of allosteric regulation?

9. What are the different types of protein denaturation?


10. What are the different types of protein synthesis?

Name _____

MY ROCK REPORT



This is a drawing of my rock.



My rock is:

Sharp



Smooth




Bumpy



My rock is:

Shiny



Spotted

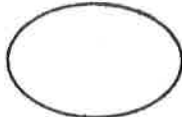


Striped



My rock is:

Big



Medium



Small



The Color of my rock is: _____

