

Monday (week of May 4 - 8)

□ Everyday please log on to google classroom to hear messages from your teacher.

The activities in both columns are similar. If you do one in the first column you don't have to do the second column or vice versa. But if you want to do both, feel free.

Do this:		OR Do this:	
Fluency Story Read the sounds, decodable words, sight words and story every day. If you have a timing at the bottom, time yourself after you have read the entire story.			
Phonics - Must do: Change the Words: CVC Words May do: Change the Words: Digraphs		Online Phonics: Nearpod Phonics practice as an assignment on google classroom.	
Sight Words: Practice sight word flash cards. Optional: Read the decodable: We Can Help!		Online sight words: Do the sight word activity in the google classroom for the word help. Optional: Read the decodable: We Can Help!	
Math review - Practice page (Front) Homework review page (Back)		Math Online: Do the Online Nearpod.	
Writing: See Journal Watch the flip grid on planting seeds and do the page "All About My Seed" in your seed journal. When you plant your seed, but the seed near the edge of the cup so you can watch the roots grow. Don't over water or the see will mold and die. Keep your seed in a safe sunny place.			
10 Minutes of ST Math 10 Minutes of Lexia			20 Minutes of ST Math

Practice the sounds.

h p a t o
f n s i

Read the words.

Hap hat

hot fan

Practice the sight words.

has a the

can I is

Read the story.

A Hot Hat

Hap has a hat.

The hat is hot.

I can fan hot Hap.



Practice the sounds.

g

w

e

l

n

a

u

t

Read the words.

Gus

leg

tug

wag

wet

win

Practice the sight words.

have

my

for

on

of

is

Read the story.

Wet Gus

Gus is my pet pup.

5

Gus can wag for fun.

10

Gus can tug on it.

15

Can Gus win?

18

Gus can win it!

22

Gus got mud on a leg.

28

It is a lot of mud.

34

I can get Gus wet.

39

Mom and dad pat Gus.

44

They like Gus.

47



1. Read the entire story.
2. Time your reading for 1 minute.
3. Record correct words per minute.

Mon.	Tues.	Wed.	Thurs.

Name _____

Read the words.

bike fine five
hike lke kite
ride time quite

Practice the sight words.

this and has
have help said

Read the story.

Lake Time Fun

“It is a fine time to ride,” said lke. 9
“I can hike,” said Mike. 14

lke got on a big tan bike. 21
lke can bike ride a mile. 27
lke can ride five! 31

Mike got quite a big pack. 37
Mike fit it in a big red kite. 45
Mike can hike a fun mile. 50

lke can ride to a fine lake. 57
Mike and lke like the big lake. 64
Mike and lke have a big fun time. 72

Mike has the big red kid. 78
lke can run in the hot sun. 85
They play at the big fine lake. 92





1. Read the entire story.
2. Time your reading for 1 minute.
3. Record correct words per minute.

Mon.	Tues.	Wed.	Thurs.


Name _____



Change the word: CVC words


Say the word.	Write the word.	Change the word.	Write the new word.	Draw the picture
	 <hr/> <hr/> <hr/>	Change the first sound to L.	 <hr/> <hr/> <hr/>	
	 <hr/> <hr/> <hr/>	Change the first sound to m.	 <hr/> <hr/> <hr/>	
	 <hr/> <hr/> <hr/>	Change the first sound to w.	 <hr/> <hr/> <hr/>	
	 <hr/> <hr/> <hr/>	Change the first sound to t.	 <hr/> <hr/> <hr/>	

Name _____



Copyright © McGraw-Hill Education

We Can Help!



It is good to help!

Can you help, too?

Review High Frequency Words: *help, too, play, has, where, look, who, good, come, does*
Read the book aloud to a partner. Reread for fluency.

Who can ride a bike?

It does not take gas!

Name _____

Solve the addition problem.

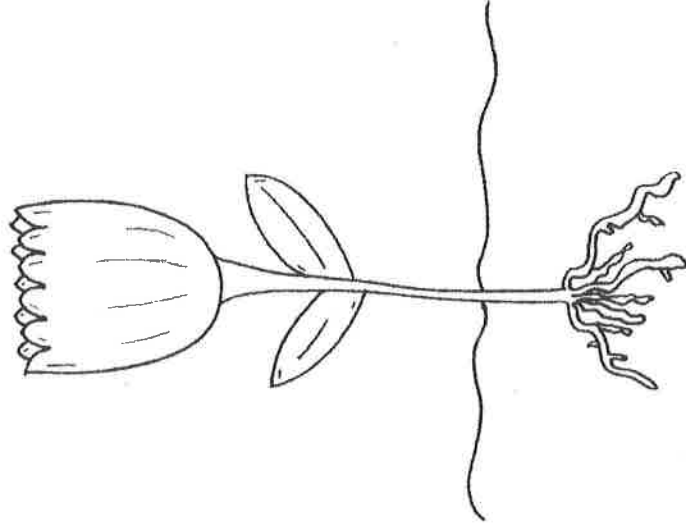


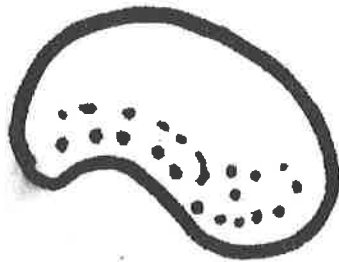
$$10 - 3 =$$

$$4 - 4 =$$

Write the missing numbers:

1				5					10
		13					18		

Watch my plant grow



_____ 's Seed Diary


All about my seed

My name is _____.

I am in class _____.



I am growing a _____.

I planted it on _____.



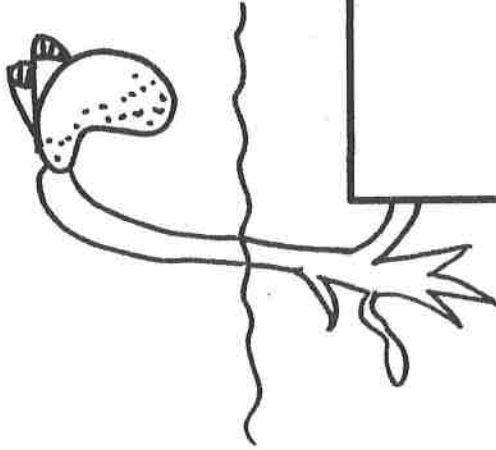
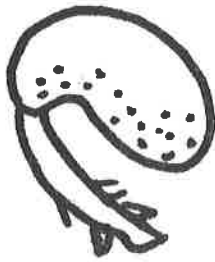



I think it will
grow to look
like this.

What do plants need to grow?




Stages of seed growth



Date: _____

What is happening to my seed?

My seed looks like this...



Tuesday

□ Everyday please log on to google classroom to hear messages from your teacher.

The activities in both columns are similar. If you do one in the first column you don't have to do the second column or vice versa. But if you want to do both, feel free.

Do this: **OR** Do this:

Fluency Story

Read the sounds, decodable words, sight words and story every day. If you have a timing at the bottom, time yourself after you have read the entire story.

Phonics -

Must do: Change the Words: CVC Words

May do: Change the Words: Digraphs

Online Phonics: Nearpod Phonics practice as an assignment on google classroom.

Sight Words: Practice sight word flash cards.

Optional: Read the decodable: We Can Help!

Online sight words: Do the sight word activity in the google classroom for the word help.

Optional: Read the decodable: We Can Help!

Math review-

Homework review page.

Math Online: 3D Shape review and Order numbers to 20.
Print and do the homework review page.

Writing: See Journal

Watch the flip grid on planting seeds and do the next page in the seed journal.

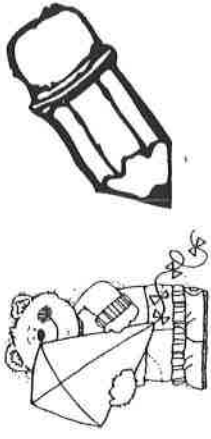
When you water your seed, make sure to only use a small amount so it doesn't mold. Make sure it is in the sun as well.

10 Minutes of ST Math





10 Minutes of Lexia

20 Minutes of Lexia

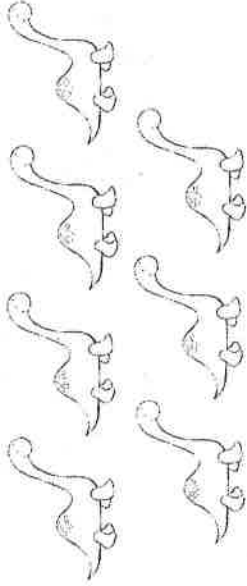
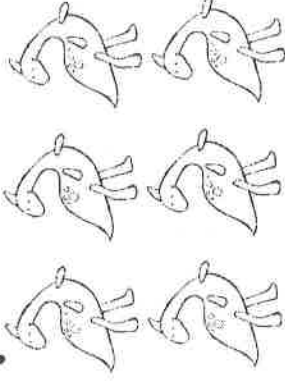
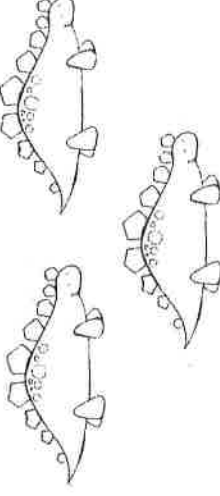

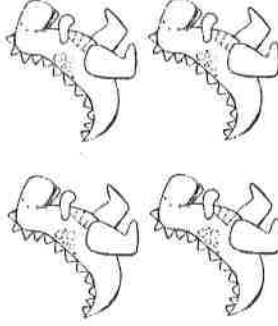
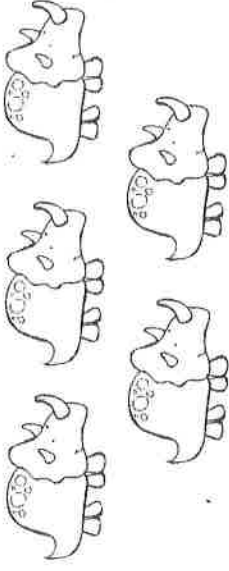
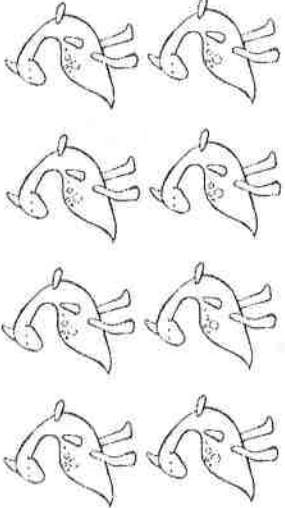
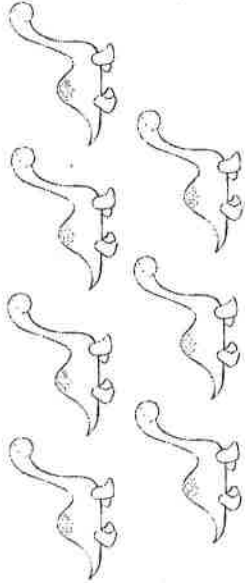

Name _____



Change the Word: Digraphs

Say the word.	Write the word.	Change the word.	Write the new word.	Draw the picture
	 <hr/> <hr/> <hr/>	Change the last sound to p.	 <hr/> <hr/> <hr/>	
 Hint: Make a.....	 <hr/> <hr/> <hr/>	Change the last sound to n.	 <hr/> <hr/> <hr/>	
 use the long E - ee	 <hr/> <hr/> <hr/>	Change the last sound to t.	 <hr/> <hr/> <hr/>	
	 <hr/> <hr/> <hr/>	Change the last sound to p.	 <hr/> <hr/> <hr/>	

I can subtract by crossing out.

$7-2=$ 	$6-4=$ 	$3-0=$ 
$9-3=$ 	$4-4=$ 	$5-1=$ 
$8-4=$ 	$7-6=$ 	$9-7=$ 

Name: _____


Wednesday

□ Everyday please log on to google classroom to hear messages from your teacher.


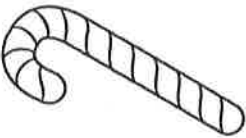


The activities in both columns are similar. If you do one in the first column you don't have to do the second column or vice versa. But if you want to do both, feel free.

Do this: OR Do this:	
Fluency Story Read the sounds, decodable words, sight words and story every day. If you have a timing at the bottom, time yourself after you have read the entire story.	Online Phonics: Nearpod Phonics practice as an assignment on google classroom.
Phonics - Must do: Change the Words: CVC Words May do: Change the Words: Long Vowels	Online sight words: Do the sight word activity in the google classroom for the word help. Optional: Read the decodable: <u>We Can Help!</u>
Math review - Homework review page.	Math Online: Online math review page. Print and do the homework review page.
Writing: See Journal Watch the flip grid on planting seeds and do the next page in the seed journal. When you water your seed, make sure to only use a small amount so it doesn't mold. Make sure it is in the sun as well.	
10 Minutes of ST Math 10 Minutes of Lexia	20 Minutes of ST Math


Name _____



Change the Word: Long Vowels

Say the word.	Write the word.	Change the word.	Write the new word.	Draw the picture
	_____ _____ _____	Change the middle sound to Long A.	_____ _____ _____	
	_____ _____ _____	Change the middle sound to Long O.	_____ _____ _____	
	_____ _____ _____	Change the middle sound to short a.	_____ _____ _____	
	_____ _____ _____	Change the middle sound to Long I.	_____ _____ _____	

Name _____



SUMMER Addition WORD PROBLEMS

Directions: Read the word problems and draw a picture to help solve it. Write a number sentence and make tally marks for the answer.

Kate had 5 shells. She found 3 more shells. How many shells does she have in all?

DRAW IT:

$$\underline{\quad} + \underline{\quad} = \underline{\quad}$$

TALLY:



Dan saw 4 yellow starfish. John saw 5 red starfish. How many starfish did they see altogether?

DRAW IT:

$$\underline{\quad} + \underline{\quad} = \underline{\quad}$$

TALLY:



Ann brought 2 beach balls to the beach. Jan brought 4 beach balls. How many beach balls do they have altogether?

DRAW IT:

$$\underline{\quad} + \underline{\quad} = \underline{\quad}$$

TALLY:




Jim caught 3 fish on Friday. He caught 7 fish on Saturday. How many fish did he catch in all?

DRAW IT:

$$\underline{\quad} + \underline{\quad} = \underline{\quad}$$

TALLY:



Thursday

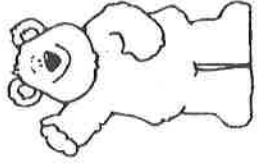
☐ Everyday please log onto google classroom to hear messages from your teacher.




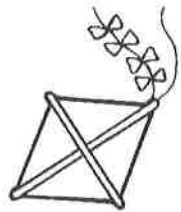

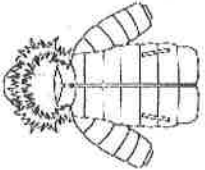






The activities in both columns are similar. If you do one in the first column you don't have to do the second column or vice versa. But if you want to do both, feel free.

Do this:		OR Do this:	
Fluency Story Read the sounds, decodable words, sight words and story every day. If you have a timing at the bottom, time yourself after you have read the entire story.		Online Phonics: Nearpod Phonics practice as an assignment on google classroom.	
Phonics - Must do: Change the Words: Assessment		Online sight words: Do the sight word activity in the google classroom for the word help. Optional: Read the decodable: <u>We Can Help!</u>	
Math review - Homework review page.		Math Online: Adding and subtracting review. Print and do the homework review page.	
Writing: See Journal Watch the flip grid on planting seeds and do the next page in the seed journal. When you water your seed, make sure to only use a small amount so it doesn't mold. Make sure it is in the sun as well.			
10 Minutes of ST Math 10 Minutes of Lexia			20 Minutes of Lexia

Name _____

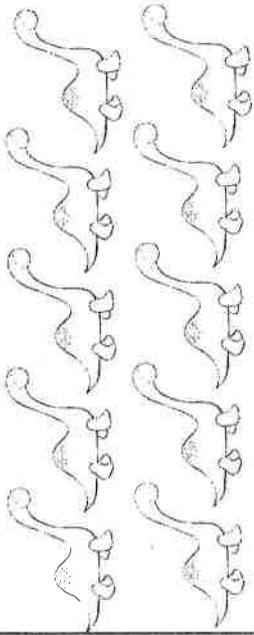
Change the Word: assessment



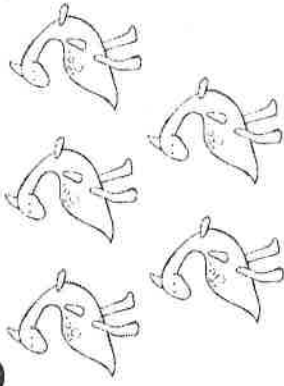
Say the word.	Write the word.	Change the word.	Write the new word.	Draw the picture
	<hr/> <hr/> <hr/>	Change the middle sound to Long I.		
	<hr/> <hr/> <hr/>	Change the middle sound to Long O.		
	<hr/> <hr/> <hr/>	Change the last sound to a s sound.		
	<hr/> <hr/> <hr/>	Change the middle sound to i.		

I can subtract by crossing out.

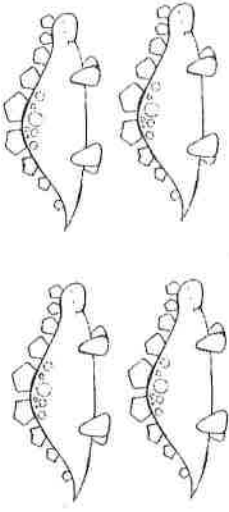
$10-2=$




$5-3=$



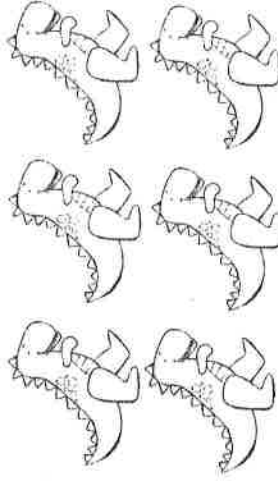
$4-0=$



$9-6=$



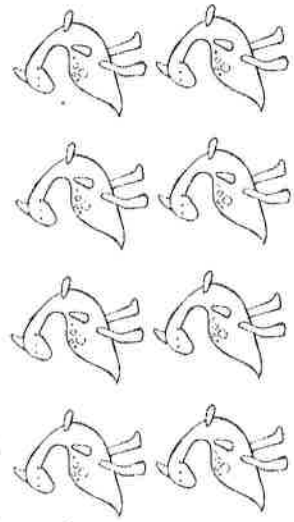
$6-2=$



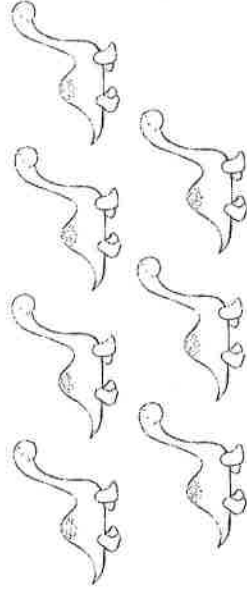
$1-1=$



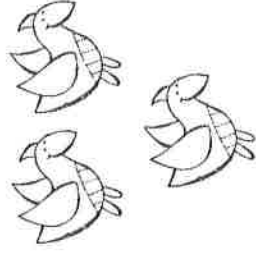
$8-2=$



$7-4=$



$3-2=$



Name: _____

Friday Fun Day

□ Everyday please log onto google classroom to hear messages from your teacher.

The activities in both columns are similar.


If you do one in the first column you don't have to do the second column or vice versa.

But if you want to do both, feel free.

Do this:	OR	Do this:
Count to 100. Do the next number in your Math Number Concepts book.		Do a counting to 100 video in the Google classroom. Do the next number in your Math Number Concepts book.
10 Minutes of ST Math 10 Minutes of Lexia Play some games on starfall.com or other game websites linked in our classroom website.		20 of your choice - Lexia or ST Math Play some games on starfall.com or other game websites linked in our classroom website.
Mother's Day Craft: Please watch on the Flipgrid video how to make your keepsake handprint!		

Name: _____

Mothers are so special, Let me count the ways
They show us that they love us, Each and every day!



She

She



I love you, Mom!
Happy Mother's Day!

